

(OLD COURSE)

(3 Hours)

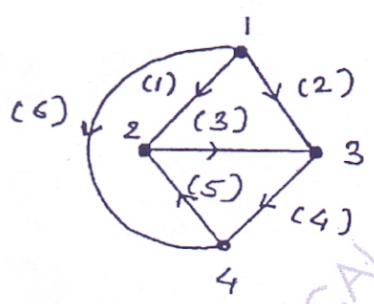
[Total Marks : 100

- N.B. : (1) Question no. 1 is compulsory.
- (2) Solve any four questions out of the remaining six questions
- (3) Figures to the right indicate full marks.
- (4) Assume suitable data if necessary.

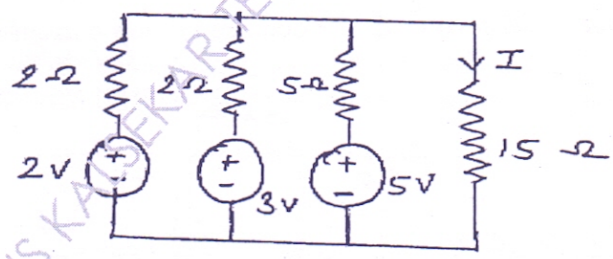
1. Solve any four:-

20

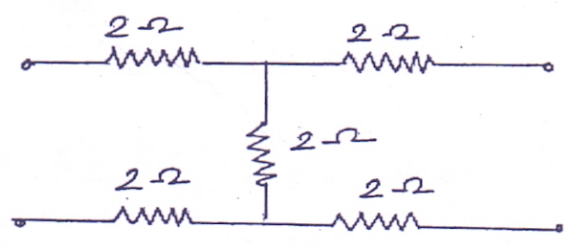
- (a) For the graph shown in figure find the number of possible tress



- (b) Calculate the load current I in the circuit in figure by millman's theroem

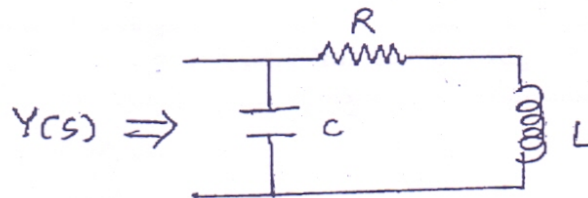


- (c) Find te Z parameters for the network shown in figure and state whether the network is receprocal and symmetrical.



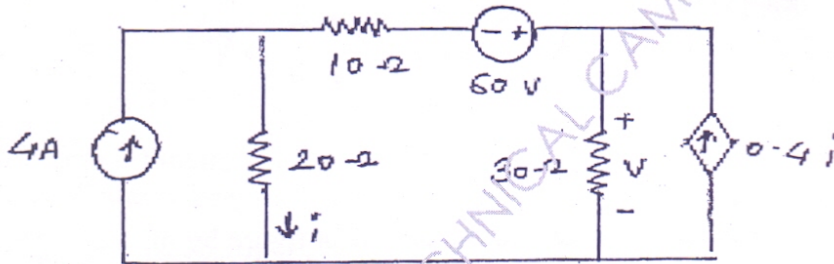
[TURN OVER

- (d) Determine the driving point admittance function for the network shown in figure and plot the pole-zero pattern in the s-plane

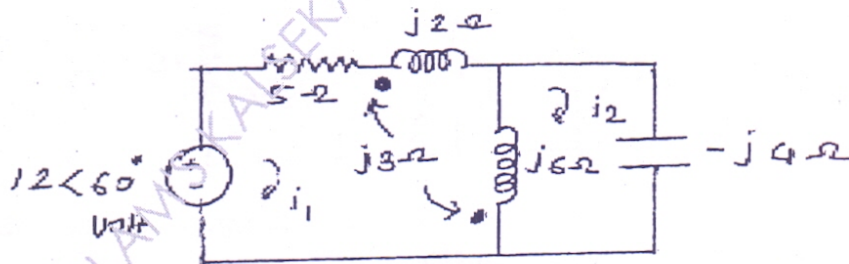


- (e) Define properties of Hurwitz polynomial

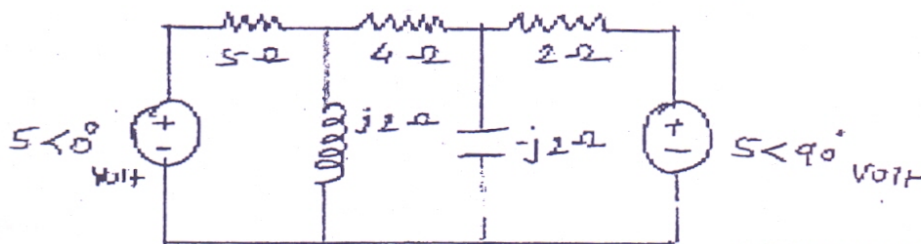
2. (a) Use superposition on the circuit shown in figure to find the voltage V . 10



- (b) For the circuit shown in figure determine loop current i_1 and i_2 . 10

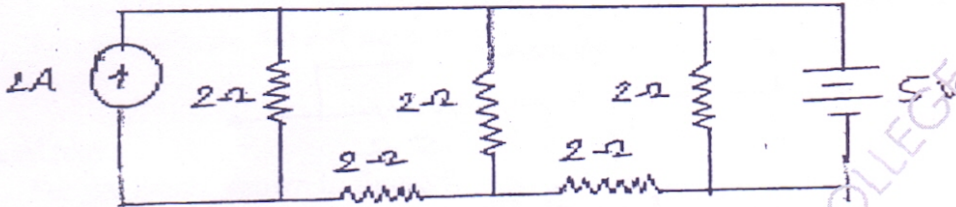


3. (a) For the network shown in figure, determine the node voltages 10

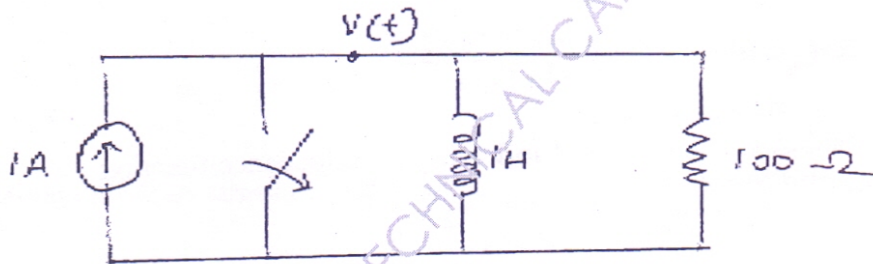


[TURN OVER

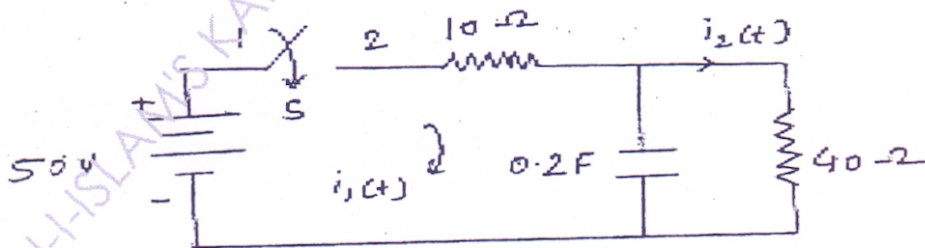
- (b) For shown figure draw a graph of the network, write tie-set matrix and use it to obtain loop equations and find branch currents. 10



4. (a) In the network shown in figure at $t=0$, switch is opened. Calculate v , dv/dt , d^2v/dt^2 at $t=0^+$ 10



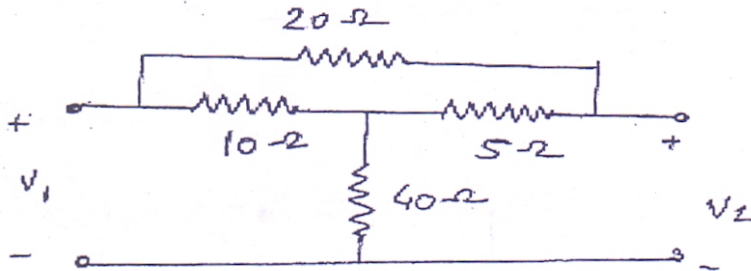
- (b) In the two mesh network shown in figure there is no initial charge on the capacitor. Find the loop currents $i_1(t)$ and $i_2(t)$ which result when the switch is closed at $t=0$ 10



5. (a) Draw poles and zero for $v(s) = \frac{5s}{s^2 + 7s + 12}$ and evaluate $v(t)$ by making use of a pole zero diagram. 10
- (b) check weter the follwing polynomials are Hurwitz or not 10
- (i) $F(s) = s^4 + s^3 + 5s^2 + 3s + 4$
- (ii) $F(s) = s^7 + 2s^6 + 2s^5 + s^4 + 4s^3 + 8s^2 + 8s + 4$

[TURN OVER

6. (a) Find the y parameters the network shown in figure. 10



- (b) Derive condition for reciprocity and symmetry for ABCD parameters. 10

7. (a) Test whether $F(s) = \frac{s^3 + 6s^2 + 7s + 3}{s^2 + 2s + 1}$ 10

Positive real function

- (b) Realize Cauer-I form of following LC impedance function 10

$$F(s) = \frac{10s^4 + 12s^2 + 1}{2s^3 + 2s}$$
