

Som

03/12/15

Q.P. Code : 5150

(3 Hours)

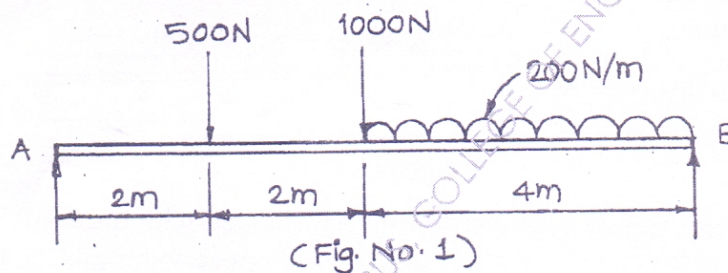
[ Total Marks : 80

- N.B. : (1) Question No. 1 is compulsory.  
 (2) Answer any three questions from the remaining five questions.  
 (3) Assume suitable data wherever necessary.  
 (4) Figures to the right indicate full marks.

1. Attempt Any FIVE.

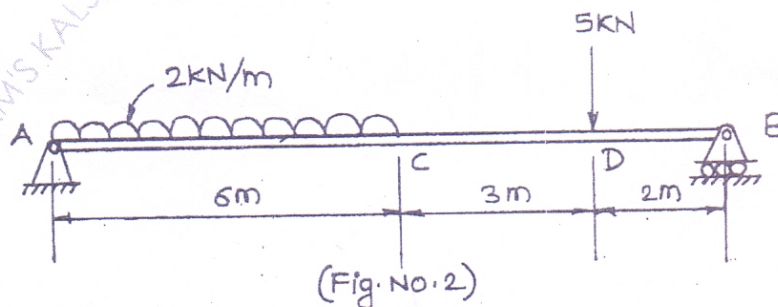
20

- (a) Draw Stress- Strain curve for ductile material & explain salient points on it.  
 (b) What are the assumptions made in simple bending. Derive flexural formula.  
 (c) A steel spherical shell of radius 600 mm has a wall thickness of 6 mm. Determine maximum stress caused due to internal pressure of 0.8 N/mm<sup>2</sup>. Take,  $E = 210$  GPa and Poisson's ratio as 0.3  
 (d) A hollow circular shaft of 80 mm internal diameter and 150 mm external diameter is subjected to a torque of 70 kN-m. Find maximum shear stress developed.  
 (e) Draw shear force and bending moment diagram for the beam shown in fig. no.1



- (f) Determine the section of C.I. hollow cylindrical column 6 m long with ends firmly fixed. The ratio of external to internal diameter is 1.3 and carries an axial load of 500 kN. Use factor of safety as 6. Take  $\sigma_c = 500$  N/mm<sup>2</sup> and Rankine's Constant,  $\alpha = 1/1600$ .

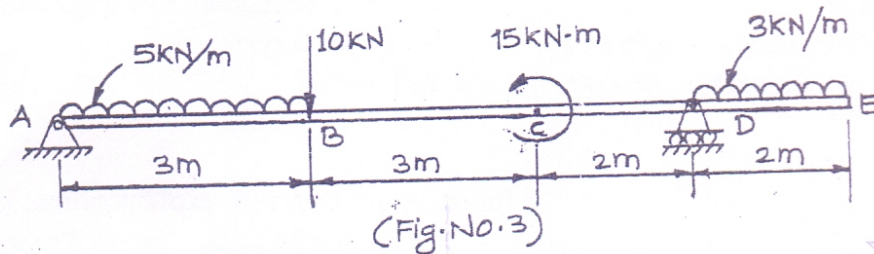
2. (a) Find slope at point A & B, deflections at points C & D for a beam as shown in fig. no.2. Also find the maximum deflection. Take,  $E = 200$  GPa &  $I = 1 \times 10^8$  mm<sup>4</sup>



[TURN OVER

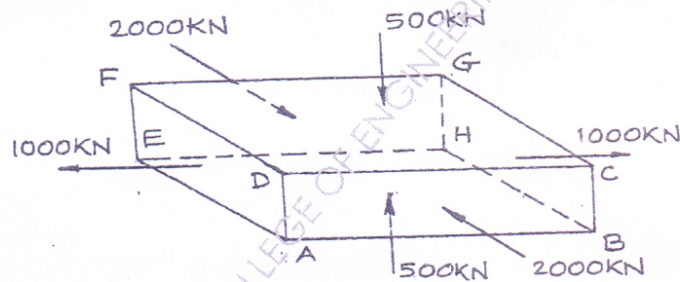
- (b) Draw SFD and BMD for the beam shown in fig. no 3.

10

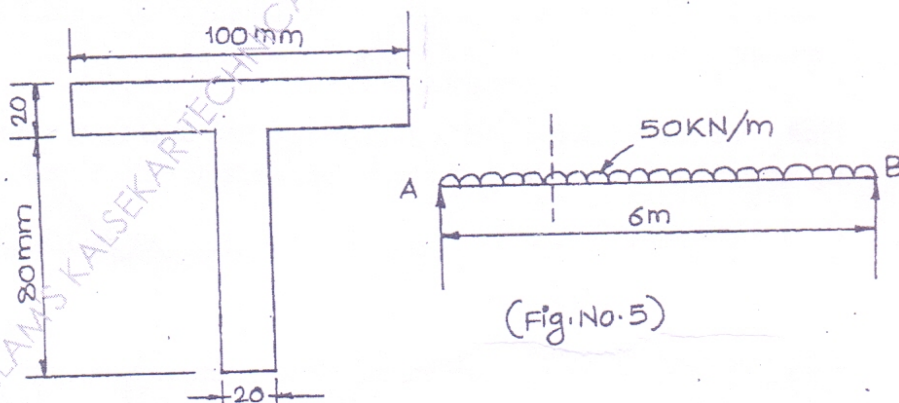


3. (a) A rectangular block is loaded as shown in fig. no 4. Find the change in dimensions and also change in its volume. Take, Poisson's Ratio= 0.3

$E = 210 \text{ GPa}$   
 $AB = 400 \text{ mm}$   
 $BC = 120 \text{ mm}$   
 $AE = 250 \text{ mm}$



- (b) A 6m long simply supported beam AB, loaded with u.d.l. of 50 KN/m over entire span as shown in fig. no. 5. Find shear force and bending moment magnitude to be resisted at a section 1.4 m from end A Draw shear force distribution diagram.



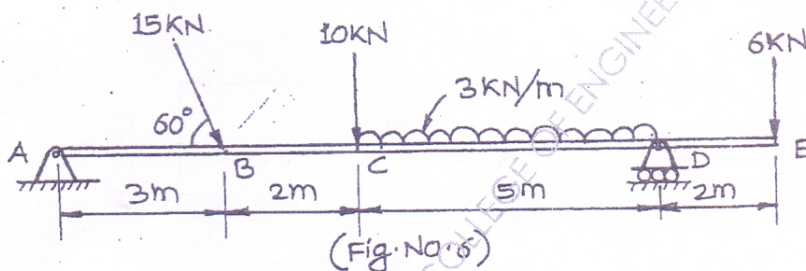
[TURN OVER

3/4

Q.P. Code : 5150

3

4. (a) A 4 m long steel bar of square cross section of 40 mm side is heated through  $75^{\circ}\text{C}$  with its ends clamped before heating. Calculate the thrust exerted by the bar on clamps. 10
- (i) if the clamps do not yield
  - (ii) if the clamps yield by 0.6 mm
- Take,  $E = 200\text{ GPa}$  &  $\alpha = 11.5 \times 10^{-6} / ^{\circ}\text{C}$
- (b) A shaft is used to transmit 40 KW at 200 r.p.m. Calculate the diameter of shaft if the angle of twist is not to exceed  $1^{\circ}$  in a length of 25 times the diameter of shaft and maximum permissible shear stress is not to exceed  $100\text{ N/mm}^2$ . Take,  $G = 84\text{ GPa}$ . If the shaft is replaced by hollow shaft with the ratio of diameters as 0.6, find inside and outside diameter of the shaft. 10
5. (a) Draw SFD & BMD for the beam shown in fig. no. 6. 8



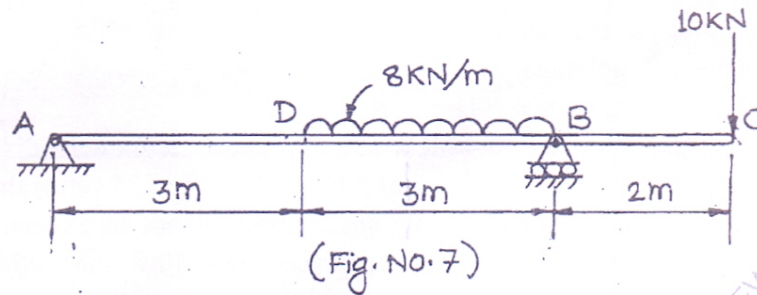
- (b) Determine instantaneous stress and deformation of a rod of length 1.2 m and the diameter 8 mm, if a mass of 90 kg falls through a height of 15 cm and strikes the bottom of the rod. The rod is freely suspended and fixed at the top. Take,  $E = 210\text{ GPa}$ . 8
- (c) What is the minimum actual length of the column for which Euler's formula hold good, if the cross section of uniform column is a square of side 150 mm. The column has one end hinged and the other end fixed. Take,  $\sigma_c = 250\text{ N/mm}^2$  and  $E = 200\text{ GPa}$ . 4

[TURN OVER

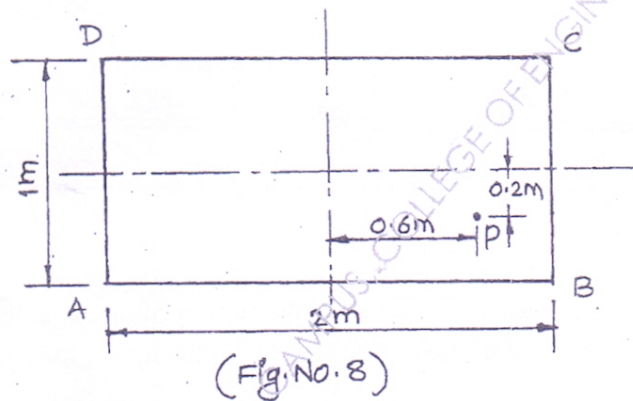
Q.P. Code : 5150

4

6. (a) Determine deflection at the free end 'C' for the beam shown in fig. no.7. 8  
Take,  $E = 200 \text{ GPa}$  and  $I = 15 \times 10^{-6} \text{ m}^4$ .



- (b) A vertical column of rectangular section is subjected to a compressive load of  $P = 800 \text{ KN}$  as shown in fig. no. 8. Find the stress intensities at the four corners of the column. 8



- (c) A steel rod 5m long and 20 mm in diameter is subjected to an axial tensile force of 1000 KN. Find the changes in length, diameter and volume of the rod. Take,  $E = 210 \text{ GPa}$  and poisson's ratio of 0.3 4

Course: S.E. (SEM-III) (REV-2012) (CBSGS) (MECH ENGG) C.W. (AUTO. ENGG.) (Prog-T1823 CW T0523)

QP Code: 5150

Correction:

---

Please make following corrections in Q.P. Code 5150

Q.3 b: Draw shear stress distribution diagram. (in Last Line)

Q.5 b: through a height of 15 cm (in second line)

---

Query Update time: 03/12/2015 05:05 PM

MEC3227 (Siddiqui Shamin) Shamin

MEC3222 (Shaiqa Sohail) Jocail Hassan

Block No 21 → Saad Shaikh Saikh

Block No. 03 → U.V. JADHAV

~~Bto~~ Rizwan. MEC3047 K. Rizwan

Kewal Zaid Taqui MEC3048 Kewal