



Anjuman-I-Islam's Kalsekar  
Technical Campus, New Panvel



---

**REPORT**

**ON**

**Three Day's Webinar on**

**“eContent Development Tools &  
Techniques for Effective Teaching &  
Learning Process”**

---

19<sup>TH</sup> – 21<sup>ST</sup> MAY, 2020

---

**Knowledge Resources & Relay Centre (Central Library) &  
Internal Quality Assurance Cell (IQAC),  
AIKTC, New Panvel.**

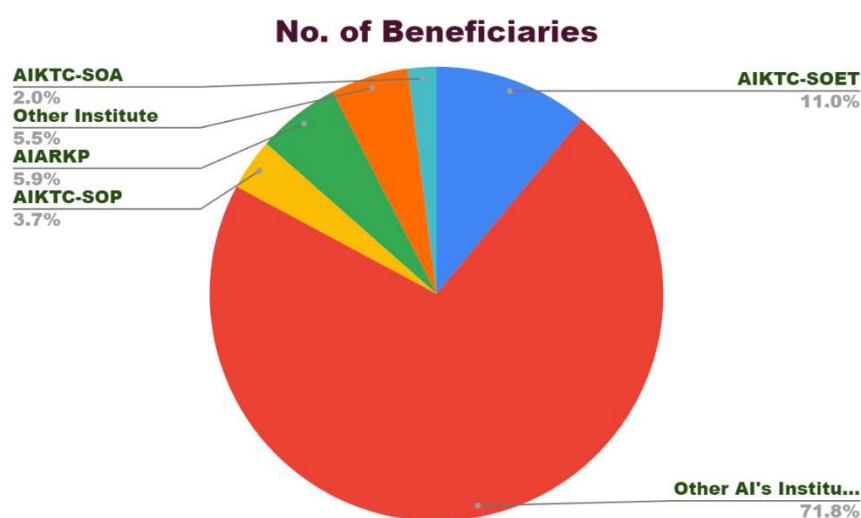
## Event Summary:

### Webinar Organizers:

- Knowledge Resources & Relay Centre (Central Library), AIKTC
- Internal Quality Assurance Cell (IQAC), AIKTC

**Venue:** Zoom Online Platform and YouTube Live

### Number of Beneficiaries:



Sr. No.	Details	No. of Participants
1	AIKTC-SOET	54
2	AIKTC-SOP	17
3	AIKTC-SOA	10
5	AIARKP	29
6	OTHER AI'S TEACHERS	351
7	OTHER INSTITUTE PARTICIPANTS	27

## Overview:

Knowledge Resources & Relay Centre (Central Library) in association with Internal Quality Assurance Cell (IQAC) of AIKTC have successfully conducted Three Day's webinar on ""eCONTENT DEVELOPMENT TOOLS & TECHNIQUES FOR EFFECTIVE TEACHING & LEARNING PROCESS"" from 19<sup>th</sup> to 21<sup>st</sup> May, 2020. The event was conducted on Zoom Online and YouTube Live Practical Sessions. More than 450 participants were benefited from this.

The webinar aims equipping teacher with the necessary but simple to use tools and technologies that can help them prepare eContent for effective online teaching using smartphone and desktop/laptop.



Day one start with **listening to the holy verses of Quran recited by Dr. Shariq Syed** followed by the introduction of Resource Persons –

Mr. Bhushan Kulkarni is an excellent professional trainer at Knowledge Bridge. Sir is an Electronics and Telecommunication Engineering Graduate. Sir has more than two decades of experience in IT training, around 10 years of experience in film making and 5 years of experience in faculty training.

With Bhushan sir, **we have Mr. Eknath Kore** working as Administrator at Knowledge Bridge, Ahmednagar. Sir has done graduation in BCS and has massive 26 years of experience in IT, Hardware and Networking.

Mr. Bhushan Kulkarni and Eknath Kore Jointly Started Knowledge Bridge to give Training to Teacher and Professors on Techno savvy Training, E-Learning, Educational Video Production and E-Content Development, Learning Management System, Web based Virtual Teaching, and Web Live Streaming.

Till date Knowledge Bridge has conducted more than 200 State / National training workshop in which more than 30,000 Primary / Secondary Teachers, Senior / Engineering / Medical Professors got benefitted.

Knowledge Bridge also produces devices required for smart E-Content Development which includes various types of recording microphones compatible for android phone, laptops and desktop, mobile and mic stands, chroma curtain, teaching speaker system, etc.

**The participants also motivated by the motivational speech of Dr. Abdual Razak Honnutagi, Director, AIKTC.**

**The event was first organised on 13<sup>th</sup>-14<sup>th</sup> March 2020. 13<sup>th</sup> March Onsite training session covers:**

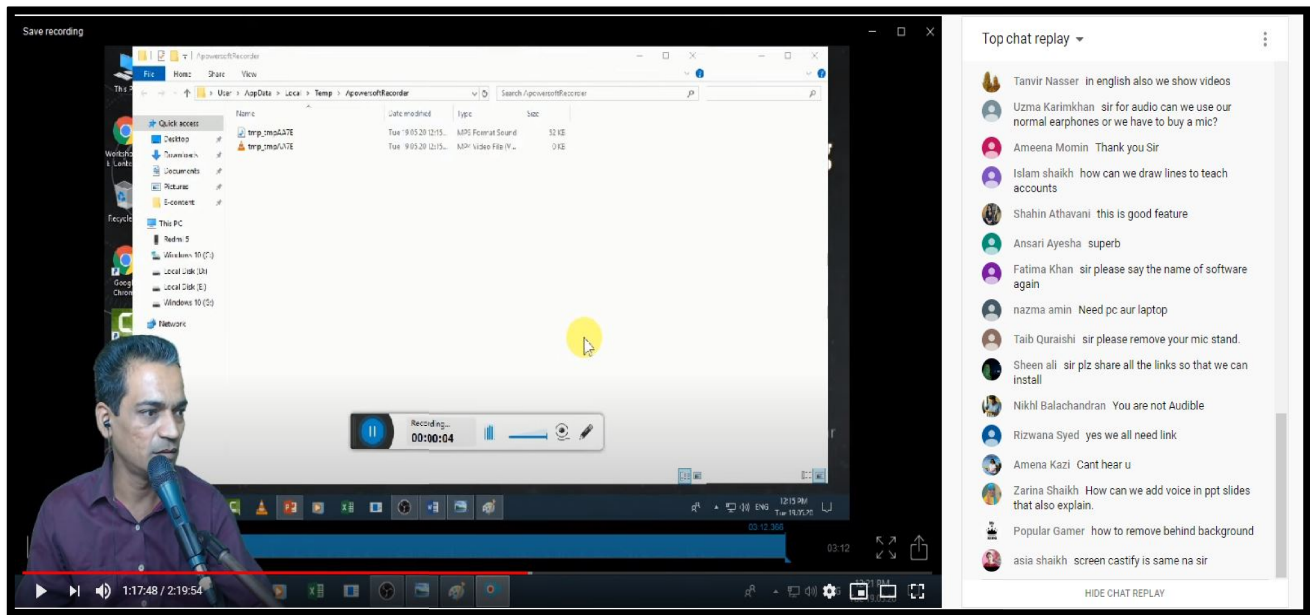
- Objectives of eContent Development
- Importance of Audio and Video
- Types of Professional Mics
- Connecting Professional Mic to Mobile & Computer
- Quality Audio Recording and Special Effects
- Multi Track Recording
- Camera facing techniques
- Best Audio Video shoot using Mobile Camera
- Mobile Screen recording techniques
- Software: KINEMASTER

Due to COVID19 circular regarding public gathering we have cancelled the 14<sup>th</sup> March Session.



The workshop was again planned and conducted online from 19<sup>th</sup> - 21<sup>st</sup> May 2020.

## Day 01: Video production using Computer Screen Recording



1. How to use computer screen as teaching board?
2. Benefits of computer screen recording
3. Use of Pen Tablet
4. Teaching using smart board software
5. Screen Recording tips and techniques
6. Mic – Webcam Source Management
7. Recording Path
8. Screen Recording Resolution
9. Video Bitrate
10. Use of Hot Keys
11. How effective power point is?
12. Effective Power Point Presentation Tips
13. Power Point Presentation to Video

**The Session was successful as more than 3,003 views were seen on YouTube channel.**

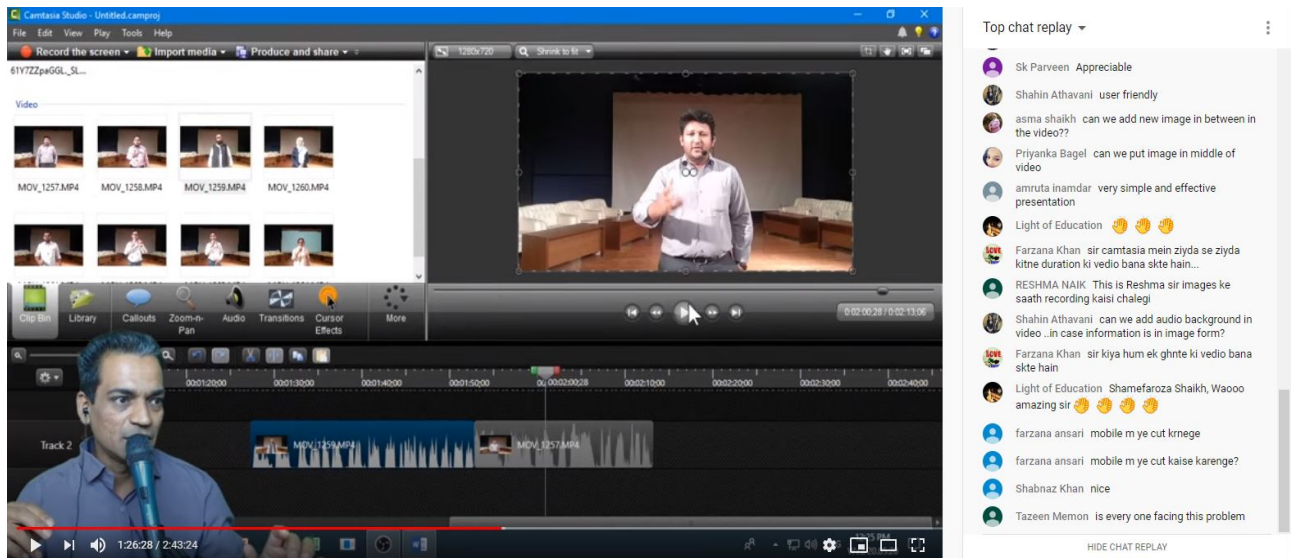
**The session was live on Zoom as well as on YouTube Channel.**

**Link for YouTube Recording:**

<https://www.youtube.com/watch?v=o29557vXccw&feature=youtu.be>

**Sessions ends with the interactive Q&A.**

## Day02: Video Editing Basics



1. Video Editor overview
2. Project / Canvas Resolution
3. Taking data to timeline
4. Timeline arrangement vs on Canvas arrangement
5. Role of multiple tracks
6. Changing clip duration, changing clip size on canvas (Video)
7. Cutting unwanted part of clip, Joining multiple clips
8. Removing / Adding Music to video
9. Adding Title
10. Adding transitions in between two clips

**The Session was successful as more than 2,186 views were seen on YouTube channel.**

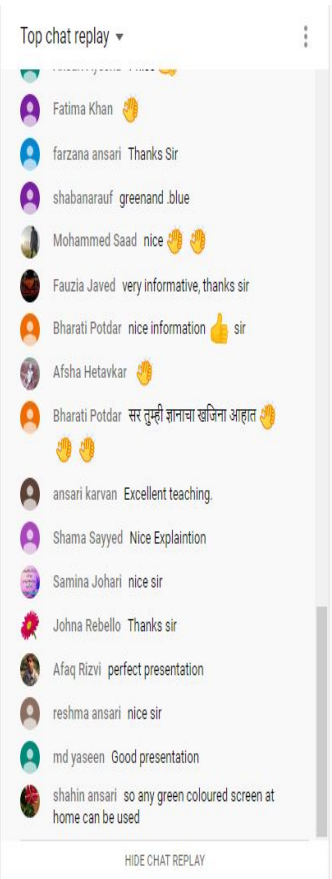
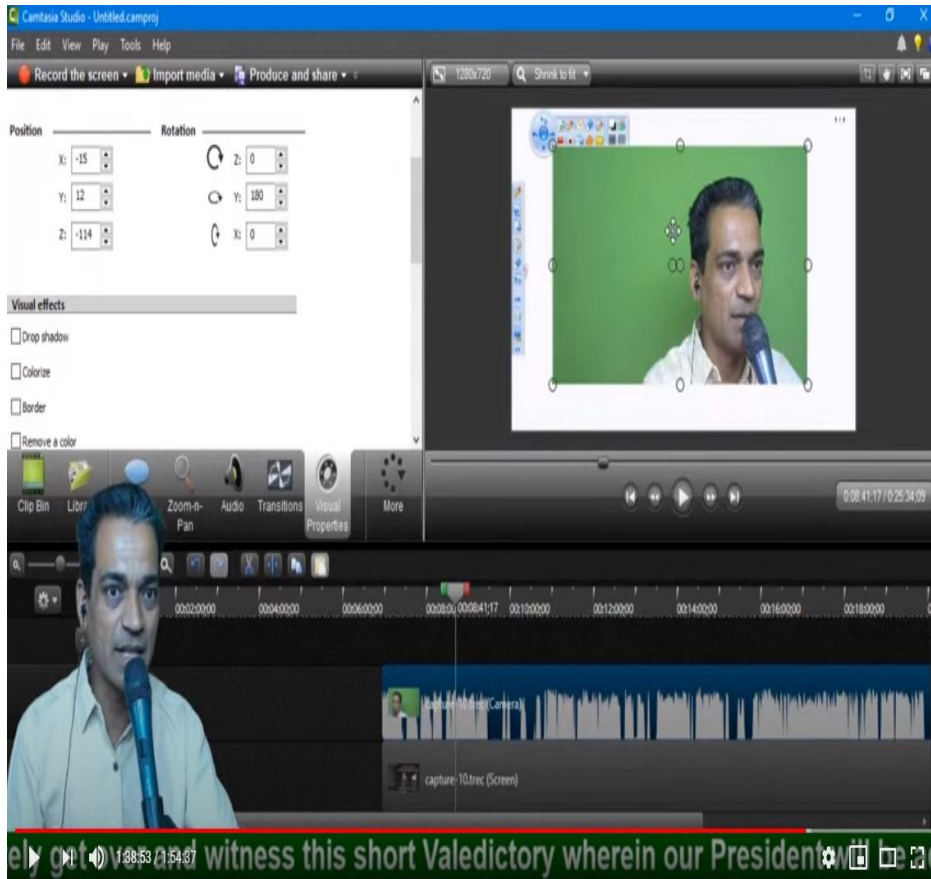
**The session was live on Zoom as well as on YouTube Channel.**

**Link for YouTube Recording:**

<https://www.youtube.com/watch?v=4FPq-fWhjBM&feature=youtu.be>

**Sessions ends with the interactive Q&A.**

## Day03: Video Editing Advance



1. Screen Recording and its Editing.
2. Multitrack Editing
3. Chroma based video editing
4. Producing Video

**The Session was successful as more than 1,837 views were seen on YouTube channel.**

**The session was live on Zoom as well as on YouTube Channel.**

**Link for YouTube Recording:**  
<https://www.youtube.com/watch?v=AIIdx2TssR8&feature=youtu.be> &  
<https://www.youtube.com/watch?v=KUtniXgt7Jk&feature=youtu.be>

**Sessions ends with the interactive Q&A.**





## Valedictory Functions:

Session started with the Welcomes of following members followed by listening to the holy verses of Quran recited by Dr. Shariq Syed.



Dr. Zahir Kazi, President, AI's

Mr. Moiz Miyaziwala, Hon. Exe. Treasurer, AI's

Mr. Burhan Harris, Exe. Chairman, BINM

Col. S E Modak,

Madam Salma Lokhandwala,



Dr. Abdul Razak Honnutagi, Director,

Prof. Ramjan Khatik, Principal AIARKP,

Dean of Pharmacy Dr. Shariq Sayed,

Dean of Architecture Prof. Swapna Joshi,



& Dr. Rajendra Magar, Co-Convener & IQAC

Coordinator, AIKTC

## Overall ratings of participants from 1 to 5:



Ratings	No. of Responses out of 488 Participants
5	401
4	83
3	4
2	1

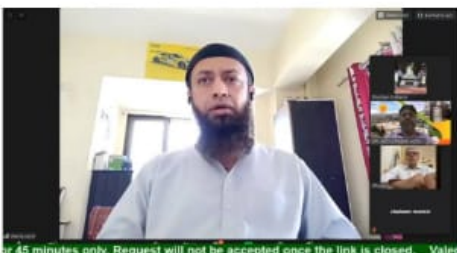


Dr. Arundati Agnihotri, Supervisor, AI's, Bandra

& Dr. Asma Shaikh, Principal Akbar Peerbhoy

College of Educations also shared their

feedbacks on behalf of the participants.



The session was motivated by the motivational speech of Dr. Abdul Razak Honnutagi, Dr. Zahir Kazi and Mr. Burhan Harris.

Mr. Moiz Miyaziwala appreciate the webinar and appreciate the team of AIKTC for organising webinar on right time and appreciate the session as more suitable for teachers and teachers will excel after the training.

Sattar Ebrahim Modak also appreciate the repo build by the Bhushan Kulkarni sir with the participants on online sessions was excellent.

Mr. Bhushan sir had also talk about the campus of AIKTC as one of the best campus with the positive atmosphere, whole heartedly approached of the team, best auditorium and best example of integrated campus, enthusiastically learning faculties based on his physical visit on 13<sup>th</sup> March. Also shared about the Kalsekar Technical Campus in all his Webinars.

The webinar ends with the Vote of Thanks given by the Dr. Rajendra Magar.

