

**A PROJECT REPORT**  
**ON**  
**“FREIGHT MANAGEMENT SYSTEM”**

**Submitted to**  
**UNIVERSITY OF MUMBAI**

**In Partial Fulfilment of the Requirement for the Award of**

**BACHELOR’S DEGREE IN**  
**COMPUTER ENGINEERING**

**BY**

<b>MOMIN SAQIB RAMZAN YASMEEN</b>	<b>15C026</b>
<b>SHAHAPURI AFSHA NAFEES SAMINA</b>	<b>16DCO73</b>
<b>KALADIYA ILAF SAMEER MEHRUNISHA</b>	<b>16CO03</b>

**UNDER THE GUIDANCE OF**  
**PROF. JAVED KHAN SHEIKH**



**DEPARTMENT OF COMPUTER ENGINEERING**  
**Anjuman-I-Islam’s Kalsekar Technical Campus**  
**SCHOOL OF ENGINEERING & TECHNOLOGY**

**Plot No. 2 3, Sector - 16, Near Thana Naka,**  
**Khandagaon, New Panvel - 410206**  
**2019-2020**

**AFFILIATED TO**  
**UNIVERSITY OF MUMBAI**

**A PROJECT II REPORT  
ON  
“FREIGHT MANAGEMENT SYSTEM”**

**Submitted to  
UNIVERSITY OF MUMBAI**

**In Partial Fulfilment of the Requirement for the Award of**

**BACHELOR’S DEGREE IN  
COMPUTER ENGINEERING**

**BY**

**MOMIN SAQIB RAMZAN YASMEEN 15C026  
SHAHAPURI AFSHA NAFEES SAMINA 16DCO73  
KALADIYA ILAF SAMEER MEHRUNISHA 16CO03**

**UNDER THE GUIDANCE OF  
PROF. JAVED KHAN SHEIKH**



**DEPARTMENT OF COMPUTER ENGINEERING  
Anjuman-I-Islam's Kalsekar Technical Campus  
SCHOOL OF ENGINEERING & TECHNOLOGY  
Plot No. 2 3, Sector - 16, Near Thana Naka,  
Khandagaon, New Panvel - 410206**

**2019-2020  
AFFILIATED TO**



**UNIVERSITY OF MUMBAI**

# Anjuman-i-Islam's Kalsekar Technical Campus

Department of Computer Engineering

SCHOOL OF ENGINEERING & TECHNOLOGY

Plot No. 2 3, Sector - 16, Near Thana Naka,

Khandagaon, New Panvel - 410206



## CERTIFICATE

This is certify that the project entitled

**“FREIGHT MANAGEMENT SYSTEM“**

submitted by

<b>MOMIN SAQIB RAMZAN YASMEEN</b>	<b>15C026</b>
<b>SHAHAPURI AFSHA NAFEES SAMINA</b>	<b>16DCO73</b>
<b>KALADIYA ILAF SAMEER MEHRUNISHA</b>	<b>16CO03</b>

is a record of bonafide work carried out by them, in the partial fulfilment of the requirement for the award of Degree of Bachelor of Engineering (Computer Engineering) at *Anjuman-I-Islam's Kalsekar Technical Campus, Navi Mumbai* under the University of MUMBAI. This work is done during year 2019-2020, under our guidance.

**Date:**     /     /

**Prof. JAVED KHAN SHEIKH**  
Project Supervisor

**Prof. KALPANA BODKE**  
Project Coordinator

**Prof. TABREZ KHAN**  
HOD, Computer Department

**DR. ABDUL RAZAK HONNUTAGI**  
Director

**External Examiner**

## Acknowledgements

We would like to take the opportunity to express our sincere thanks to our guide **Prof. JAVED KHAN SHEIKH**, Assistant Professor, Department of Computer Engineering, AIKTC, School of Engineering, Panvel for his invaluable support and guidance throughout my project research work. Without his kind guidance & support this was not possible.

We also grateful to him/her for his timely feedback which helped us in track and schedule the process effectively. His/her time, ideas and encouragement that he gave is help mus to complete our project efficiently.

We would like to express deepest appreciation towards **DR. ABDUL RAZAK HONNUTAGI**, Director, AIKTC, Navi Mumbai, **Prof. TABREZ KHAN**, Head of Department of Computer Engineering and **Prof. KALPANA BODKE**, Project Coordinator whose invaluable guidance supported us in completing this project.

At last we must express our sincere heartfelt gratitude to all the staff members of Computer Engineering Department who helped me directly or indirectly during this course of work.

Momin Saqib Ramzan yasmeen  
Shahapuri Afsha Nafees Samina  
Kaladiya Ilaf Sameer Mehrunisha

## Project I Approval for Bachelor of Engineering

This project entitled *Freight Management System* by **Momin Saqib Ramzan Yasmeen, Shahapuri Afsha Nafees Samina, Kaladiya Ilaf Sameer Mehrunisha** is approved for the degree of *Bachelor of Engineering in Department of Computer Engineering*.

Examiners

1. ....
2. ....

Supervisors

1. ....
2. ....

Chairman

.....

## Declaration

We declare that this written submission represents our ideas in our own words and where others ideas or words have been included, We have adequately cited and referenced the original sources. We also declare that We have adhered to all principles of academic honesty and integrity and have not misrepresented or fabricated or falsified any idea/data/fact/source in our submission. We understand that any violation of the above will be cause for disciplinary action by the Institute and can also evoke penal action from the sources which have thus not been properly cited or from whom proper permission has not been taken when needed.

Momin Saqib Ramzan Yasmeeen  
15CO26

Shahapuri Afsha Nafees Samina  
16DCO73

Kaladiya Ilaf Sameer Mehrunisha  
16CO03

## ABSTRACT

### Title : Freight Management System

In this modern era where we have various IT solutions which saves money, improves collaborations, provides better analytic, improves productivity, simplifies compliance and helps in resource management. Such systems are used by large or small scale business which have a proper structure. We have many firms which adopt conventional methods because their nature of business makes it difficult to adapt to the IT solutions available in the market. One such business is of freight transportation. Freight Management System (FMS) aims to provide a system which will act as an integrated environment for all of their processes required to complete the transportation of the freight. This reduces chaos and thus provides a definite structure to their system. FMS uses Web and GPS technology and is based on a system which works on C/S+B/S architecture. The Integrated System consists of many systems such as fleet management system, Tracking System, Billing and Accounts management System, Order Management, vehicle Management, Employee management. FMS ensures Load Optimisation and Vehicle Utilisation.

### Keywords and Glossary

#### Keywords:

GPS (Global Positioning System), FMS (Freight Management system), API (Application Programming Interface), IC-card (Integrated circuit card), c/s + b/s Architecture (Client sever and browser server architecture), PaaS (Product as a service).

#### Glossary:

A:

Accounts: In accounting, an account is a record in the general ledger that is used to sort and store transactions. For example, companies will have a Cash account in which to record every transaction that increases or decreases the company's cash. Another account, Sales, will collect all of the amounts from the sale of merchandise.

Anomalies: An anomaly is an abnormality, a blip on the screen of life that doesn't fit with the rest of the pattern. If you are a breeder of black dogs and one puppy comes out pink, that puppy is an anomaly.

Application- Application software is software designed to perform a group of coordinated functions, tasks, or activities for the benefit of the user.

B:

**Bootstrap:** Description Bootstrap is a free and open-source CSS framework directed at responsive, mobile-first front-end web development.

**C:**

**Credit-** It is a contractual agreement in which a borrower receives something of value now and agrees to repay the lender at some date in the future, generally with interest. Credit also refers to an accounting entry that either decreases assets or increases liabilities and equity on the company's balance sheet.

**Consignment:** It is the act of consigning, the act of giving over to another person or agent's charge, custody or care any material or goods but retaining legal ownership until the material or goods are sold.

**Clientele-** The body or class of people who frequent an establishment or purchase a service, especially when considered as forming a more-or-less homogeneous group of clients in terms of values or habits. **CSS-** Cascading Style Sheets is a style sheet language used for describing the presentation of a document written in a markup language like HTML. **CGST:** Under GST, CGST is a tax levied on Intra State supplies of both goods and services by the Central Government and will be governed by the CGST Act. SGST will also be levied on the same Intra State supply but will be governed by the State Government. **Compliance-** Compliance is either a state of being in accordance with established guidelines or specifications, or the process of becoming so. Software, for example, may be developed in compliance with specifications created by a standards body, and then deployed by user organizations in compliance with a vendor's licensing agreement.

**D:**

**Dpd Charges-** Direct Port Delivery (DPD), which began last year with the Nhava Sheva port on the outskirts of Mumbai, entails the delivery of a shipment from the port to the consignee instead of initially holding it at a container freight station (CFS). **Dynamic-** Dynamic systems can handle more complex functionality and can perform customized returns based on user, channel or application. The disadvantage to dynamic components is that they require more time to load and develop. **Department-** A department is one of the sections in an organization such as a government, business, or university. A department is also one of the sections in a large shop.

**Debited-** When your bank account is debited, it means money is taken out of the account. The opposite of a debit is a credit, in which case money is added to your account. Typically, your account is debited when you use a debit card, which, as its name indicates, enables you to take money from your bank account and use it to purchase goods and services.

**F:**

**Fleet-** a group of vehicles, planes, boats, or trains, especially when they are owned by one organization or person.

**Fitness-** A fitness certificate is an official document certifying that the holder's vehicle is fit for being driven in public places.



I:

IT-Information Technology in India is an industry consisting of two major components: IT services and business process outsourcing. The sector has increased its contribution to India's GDP from 1.2

Integrated- combined to form a single thing.an integrated approach/system/view  
We need to take an integrated approach to cost reduction, as all departments have a part to play.

J:

Javascript-JavaScript, often abbreviated as JS, is a high-level, interpreted scripting language that conforms to the ECMAScript specification. JavaScript has curly-bracket syntax, dynamic typing, prototype-based object-orientation, and first-class functions.

L:

Ledger-A ledger is the principal book or computer file for recording and totaling economic transactions measured in terms of a monetary unit of account by account type, with debits and credits in separate columns and a beginning monetary balance and ending monetary balance for each account.

Logistics-Logistics is generally the detailed organization and implementation of a complex operation. In a general business sense, logistics is the management of the flow of things between the point of origin and the point of consumption to meet requirements of customers or corporations. Leverage-Leverage is a business term that refers to how a business acquires new assets for startup or expansion. ... When a business is "leveraged," it means that the business has borrowed money to finance the purchase of assets. Businesses can also use leverage through equity, by raising money from investors.

M:

Mysql Workbench-MySQL Workbench is a visual database design tool that integrates SQL development, administration, database design, creation and maintenance into a single integrated development environment for the MySQL database system.

P:

Platform-A platform is a group of technologies that are used as a base upon which other applications, processes or technologies are developed. In personal computing, a platform is the basic hardware (computer) and software (operating system) on which software applications can be run. PHP-PHP (recursive acronym for PHP: Hypertext Preprocessor) is a widely-used open source general-purpose scripting language that is especially suited for web development and can be embedded into HTML.

R:

Repositories-Generically refers to a central place where data is stored and maintained. A repository can be a place where multiple databases or files are located for distribution over a network, or a repository can be a location that is directly accessi-

ble to the user without having to travel across a network.

S:

SGST-A simple understanding could be that, when SGST is being introduced, the present state taxes of State Sales Tax, VAT, Luxury Tax, Entertainment tax (unless it is levied by the local bodies), Taxes on lottery, betting and gambling, Entry tax not in lieu of Octroi, State Cesses and Surcharges in so far as they relate to supply of goods and services etc. are subsumed into one tax in GST called State GST. Sales-Sales are activities related to selling or the number of goods or services sold in a given time period. The seller, or the provider of the goods or services, completes a sale in response to an acquisition, appropriation, requisition, or a direct interaction with the buyer at the point of sale.

Statistics-Statistics is a form of mathematical analysis that uses quantified models, representations and synopses for a given set of experimental data or real-life studies. Statistics studies methodologies to gather, review, analyze and draw conclusions from data.

Q:

Query- A query is a question, often expressed in a formal way. A database query can be either a select query or an action query. A select query is a data retrieval query, while an action query asks for additional operations on the data, such as insertion, updating or deletion.

W:

Web:The World Wide Web (WWW), commonly known as the Web, is an information system where documents and other web resources are identified by Uniform Resource Locators (URLs, such as <https://www.example.com/>), which may be interlinked by hypertext, and are accessible over the Internet.[1] The resources of the WWW may be accessed by users by a software application called a web browser.

# Contents

Acknowledgement . . . . .	iii
Project I Approval for Bachelor of Engineering . . . . .	iv
Declaration . . . . .	v
Abstract . . . . .	vi
Table of Contents . . . . .	xii
<b>1 Introduction</b>	<b>2</b>
1.1 Purpose . . . . .	2
1.2 Project Scope . . . . .	2
1.3 Project Goals and Objectives . . . . .	3
<b>2 Literature Survey</b>	<b>4</b>
2.1 Design on the Integrated Transportation Management System for Coal Company . . . . .	4
2.1.1 Disadvantages of Paper . . . . .	4
2.1.2 How to overcome the problems mentioned in Paper . . . . .	4
2.2 Framework for freight truck return-trip assignment system . . . . .	5
2.2.1 Disadvantages of Paper . . . . .	5
2.2.2 How to overcome the problems mentioned in Paper . . . . .	5
2.3 Technical Review . . . . .	5
2.3.1 Advantages of Technology . . . . .	6
2.3.2 Reasons to use this Technology . . . . .	7
<b>3 Project Planning</b>	<b>8</b>
3.1 Members and Capabilities . . . . .	8
3.2 Roles and Responsibilities . . . . .	8
3.3 Assumptions and Constraints . . . . .	8
3.4 Project Management Approach . . . . .	8
3.5 Ground Rules for the Project . . . . .	9
3.6 Project Budget . . . . .	9
3.7 Project Timeline . . . . .	9
<b>4 Software Requirements Specification</b>	<b>10</b>
4.1 Overall Description . . . . .	10

4.1.1	Product Perspective . . . . .	10
4.1.2	Product Features . . . . .	10
4.1.3	User Classes and Characteristics . . . . .	11
4.1.4	Operating Environment . . . . .	11
4.1.5	Design and Implementation Constraints . . . . .	11
4.2	System Features . . . . .	12
4.2.1	System Feature . . . . .	12
4.2.2	Fleet and Driver Management . . . . .	12
4.2.3	Fleet Tracking Through GPS . . . . .	12
4.2.4	Freight Calculation Statistics . . . . .	12
4.2.5	Report statistics . . . . .	13
4.3	External Interface Requirements . . . . .	13
4.3.1	User Interfaces . . . . .	13
4.3.2	Hardware Interfaces . . . . .	14
4.3.3	Software Interfaces . . . . .	14
4.3.4	Communications Interfaces . . . . .	14
4.4	Nonfunctional Requirements . . . . .	14
4.4.1	Performance Requirements . . . . .	14
4.4.2	Safety Requirements . . . . .	14
4.4.3	Security Requirements . . . . .	14
<b>5</b>	<b>System Design</b>	<b>15</b>
5.1	System Requirements Definition . . . . .	15
5.1.1	Functional requirements . . . . .	15
5.2	System Architecture Design . . . . .	19
5.3	Sub-system Development . . . . .	20
5.3.1	The Customer Service Department . . . . .	20
5.3.2	The Traffic Department . . . . .	21
5.3.3	The Fleet Department . . . . .	21
5.3.4	The Accounts Department . . . . .	22
5.3.5	Class Diagram . . . . .	23
5.3.6	Sequence Diagram . . . . .	24
5.3.7	Component Diagram . . . . .	24
5.3.8	Deployment Diagram . . . . .	25
<b>6</b>	<b>Implementation</b>	<b>26</b>
6.1	Customer service Department . . . . .	26
6.2	Traffic Department . . . . .	37
6.3	Fleet Department . . . . .	48
6.4	account Department . . . . .	62

<b>7</b>	<b>System Testing</b>	<b>92</b>
7.1	Test Cases and Test Results . . . . .	92
7.2	Sample of a Test Case . . . . .	92
7.2.1	Software Quality Attributes . . . . .	94
<b>8</b>	<b>Screenshots of Project</b>	<b>95</b>
<b>9</b>	<b>Conclusion and Future Scope</b>	<b>111</b>
9.1	Conclusion . . . . .	111
9.2	Future Scope . . . . .	111
	<b>References</b>	<b>111</b>
	<b>Achievements</b>	<b>112</b>



## List of Figures

4.1	Actors of the system	11
5.1	Use-Case Diagram for FMS	16
5.2	Data-flow Diagram Level0	16
5.3	Data-flow Diagram Level1	17
5.4	Data-flow Diagram Level2.1	17
5.5	Data-flow Diagram Level2.2	18
5.6	Data-flow Diagram Level2.3	18
5.7	Data-flow Diagram Level2.4	19
5.8	FMS Architecture	19
5.9	FMS Customer Module	20
5.10	FMS Traffic Department Module	21
5.11	FMS Fleet Department Module	22
5.12	FMS Account Department Module	23
5.13	FMS Class Diagram	23
5.14	FMS Sequence Diagram	24
5.15	FMS Component Diagram	24
5.16	FMS Deployment Diagram	25
6.1	<b>Customer Service</b>	27
6.2	<b>Traffic Department</b>	38
6.3	<b>Driver Panel</b>	48
6.4	<b>Vehicle Panel</b>	49
6.5	<b>Vehicle Panel</b>	58
6.6	<b>Billing</b>	62
6.7	<b>Sales</b>	77

## List of Tables

3.1	Table of Capabilities . . . . .	8
3.2	Table of Responsibilities . . . . .	8



# Chapter 1

## Introduction

FMS aims to transform the typical freight management business which is currently growing very slowly as they are limited by technology which they possess. The typical business has to rely on different software like tally for accounting, Microsoft office to maintain the data of the system which creates a huge chaos and increases the amount of manual work for the employees involved, making the overall pace of the business very slow. The drivers working for the system also do not have any specific connection with the system rather than the mobile communication FMS is building an integrated platform for such business to help them increase the pace of the work and help grow the firm in an exponential manner.

### 1.1 Purpose

There are a lot of business firms in the market which don't have a systematic approach towards the way they run their business which makes it difficult for them to adapt to IT solutions in the market. Such business moves a step away from such solutions not because they can't afford it but it becomes very difficult for them to adapt to such solutions just because the nature of their business is very tedious to adapt to such solutions. FMS aims to build an application suitable for such firms to manage all the resources of the firm and handle the logistics of the business.


### 1.2 Project Scope

The Scope of the project is to reduce the manual work, eradicating the loopholes in the current conventional system hence minimising losses to a great extent, Live Tracking of the vehicle, to maintain the repository of all vehicles and their documentation, to provide easy monitoring of the system, to make the process of billing and accounting simple. For a kick start FMS aims to build the System for a typical conventional freight management business to ensure the automation of the process, then FMS will target several business with similar logistics to create a system which can handle all such systems.(PAAS)[2]



### 1.3 Project Goals and Objectives

1. To replace the current way of carrying out the typical freight management business through the web application that reduce the chaos in the freight business.
2. To make the wholesale business more simple and transparent.
3. To implement accounting and billing logistics making the business easier
4. To keep a track of the vehicles and the employees in the system enabling a clear and simplified view to the user.
5. Tracking of the delivery trucks prevent any misuse of resources provided by the company.
6. Providing Constant status Updates of the delivery vehicles to ensure transparency of delivery process.



## Chapter 2

### Literature Survey

#### 2.1 Design on the Integrated Transportation Management System for Coal Company

In coal road transportation scheduling there are some problems such as the efficiency, loss, safety and so on, in order to solve these problems, this paper analyzes the actual situation and the actual demand of coal mine, studies the coal highway transportation integrated management system which is based on C/S+B/S architecture, integrates IC card technology, Web technology, GPS technology and other new technologies, puts forward that coal transportation integrated management system is composed of many systems, including vehicle franchise management system, parking management system, transport coal business management system, speech and SMS query system, GPS tracking system and freight settlement statistical system. The platform's practice effect in many counties showed, it can increase the coal tax of the regional local governments by 50 million (annual coal output over five million tons), increase local employment of 100 people, make the coal transport vehicles overload decreased by 80, transportation efficiency by 30, benefits to the coal logistics franchise company. The coal transportation management system realizes the high efficiency and convenient management of highway transportation vehicles, and has good social and economic benefits.

##### 2.1.1 Disadvantages of Paper

- a. The drivers in the systems are provided with the ic-card management which is recognized in the system. They are provided with SMS and Speech query
- b. The system logic handles only owned vehicles due to which the system occurs loss when there is a sudden spike in requirement.

##### 2.1.2 How to overcome the problems mentioned in Paper

- a. The drivers are provided with a digital space to view the repositories of their vehicle and their documents.

- b. Our System Logic handles rented as well as attached vehicles which is immense importance when the system requests spikes suddenly.

## 2.2 Framework for freight truck return-trip assignment system

Optimization of freight logistics is crucial for economic development. Technology intrusion in logistics sector leads it to a new height. However, the major problem persists with freight trucks, either business-to-business (B2B) or owner-driver, is running back empty after they deliver their primary freight to destination. For enhancing earning, freight driver or managing company can leverage the use of an information system for finding out the customer in the return trip as well. Hence, in this paper, we first examine different aspects related to state of art and practice, for return trip truck appointment system. Further, we provided a modular framework for the system. The model of the system is so adapted that freight truck and customer, both behave as a resource to each other, equally likely so that ethics of trip-deal remain protected. The notification is generated according to involve intricacies like internet data connection fluctuation and driver illiteracy.

### 2.2.1 Disadvantages of Paper

- a. The Driver has shares a platform with the customer due to which he has the liberty to choose between the orders according to his convenience.

### 2.2.2 How to overcome the problems mentioned in Paper

- a. The return trip assignment is done in our system by the company itself so the driver does not have the liberty to choose between orders.

## 2.3 Technical Review

Technologies being used for the implementation of the project includes

- i. Marvel Prototyping Application-The Marvel app is an app that allows you to design and create prototypes of your own apps. It is a great way to use your imagination and create your own appsMarvel makes it easy to design your very own app. You can use the Marvel design tool, import images from other tools, or import images that you've drawn on paper.
- ii. Laravel-Laravel is a free, open-source[3] PHP web framework, created by Taylor Otwell and intended for the development of web applications following the model-view-controller (MVC) architectural pattern and based on Symfony.

Some of the features of Laravel are a modular packaging system with a dedicated dependency manager, different ways for accessing relational databases, utilities that aid in application deployment and maintenance, and its orientation toward syntactic sugar.

- iii. **Html5-Hypertext Markup Language (HTML)** is the standard markup language for documents designed to be displayed in a web browser. It can be assisted by technologies such as Cascading Style Sheets (CSS) and scripting languages such as JavaScript.
- iv. **Bootstrap-Bootstrap** is a free and open-source CSS framework directed at responsive, mobile-first front-end web development. It contains CSS- and JavaScript-based design templates for typography, forms, buttons, navigation and other interface components
- v. **Css-Cascading Style Sheets (CSS)** is a stylesheet language used to describe the presentation of a document written in HTML or XML (including XML dialects such as SVG, MathML or XHTML). CSS describes how elements should be rendered on screen, on paper, in speech, or on other media
- vi. **Javascript-JavaScript**, often abbreviated as JS, is a high-level, interpreted scripting language that conforms to the ECMAScript specification. JavaScript has curly-bracket syntax, dynamic typing, prototype-based object-orientation, and first-class functions
- vii. **Mysql-MySQL** is an open-source relational database management system. Its name is a combination of "My", the name of co-founder Michael Widenius's daughter, and "SQL", the abbreviation for Structured Query Language.
- viii. **Geo-Location Calling Api-A Geolocation API** is a communication interface between a client device or application (client-side), and an application or service (server-side) that identifies and returns information about the client's geographical location.

### 2.3.1 Advantages of Technology

We have various IT solutions available in the market which saves money, improves collaborations, provides better analytic, improves productivity, simplifies compliance and helps in resource management. Many business makes use of such solutions to elevate their business. But there are some business who can't adopt such generalized systems as the business logic and working of such system is very tedious. FMS aims to help such systems by automating their business logistics to certain extent.

### 2.3.2 Reasons to use this Technology

- a. FMS provides a fleet management system to manage all the drives and vehicles in the system.
- b. The Drivers in the system are provided with a digital platform through which they can access their relevant documents in-case of any unfortunate incident.
- c. Vehicle reports are prepared with the help of the given input information about the vehicles and proper notifications are given to the fleet manager regarding document expiry dates.
- d. The vehicles that belong to the system are installed with GPS system so that the fleet department may track the vehicle when ever needed to check its whereabouts.
- e. System provides facilities to handle freight statistics more accurately and efficiently. Freight statistics include calculations of purchase and sales ledgers which includes the detailed description of the amount spend on a particular consignment.
- f. Reports regarding the orders confirmed,deleted and pending are all maintained in the the system with the accurate logs. the order reports contains details such as the clientele details, order details vehicles assigned and the financial statistics which is in the form of ledgers.

## Chapter 3

# Project Planning

### 3.1 Members and Capabilities

**Table 3.1:** Table of Capabilities

SR. No	Name of Member	Capabilities
1	Saqib Momin	Database, UI Design
2	Afsha Shahapuri	UI Design
3	Ilaf Kaladiya	Database, Backend design

### 3.2 Roles and Responsibilities

**Table 3.2:** Table of Responsibilities

SR. No	Name of Member	Role	Responsibilities
1	Saqib Momin	Team Leader	UI Design
2	Afsha Shahapuri	Team Member	UI Design
3	Ilaf Kaladiya	Team Member	Backend Design

### 3.3 Assumptions and Constraints

If the database crashes or if the server crashes then the system might have to be shutdown for some time until the repair is done. The customer should provide proper data in order to get accurate results.

### 3.4 Project Management Approach

FMS has the team, freight capacity to handle the additional freight capacity to help. Working together with the client, FMS has the experience and the expertise to develop focused and objective project plans that are designed to fulfil customers project goals and provide an integrated solution for each stage of the project life-cycle.

### 3.5 Ground Rules for the Project

1. We treat each other in the team with respect and dignity.
2. We intend to develop better relationships to enhance our trust and have a better communication.
3. We value constructive feedback. We will avoid being defensive and give feedback in a constructive manner.
4. As a team members, we will pitch in to help wherever necessary to help solve the problems.
5. Additional meetings can be scheduled to discuss critical issues or tabled we should create and adopt written notes for help. No responsibilities be assigned unless the person who is being assigned the job accepts it.

### 3.6 Project Budget

Laravel : Free Open Source

Android : Free Open Source

### 3.7 Project Timeline



## Chapter 4

# Software Requirements Specification

### 4.1 Overall Description

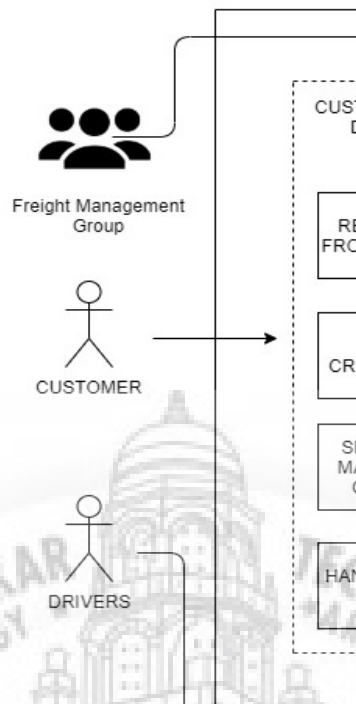
#### 4.1.1 Product Perspective

In this era we have various it solutions adopted by small and large business we have firms which still works with conventional methods because the solutions is not suitable for the firm's nature of business FMS aim to provide a System which will act as an integrated environment for all of their processes which reduces chaos and thus provides a definite Structure to their system. FMS uses Web and GPS technology. The Integrated System consists of many systems such as fleet management system, Tracking System, Billing and Accounts management System, Order Management, vehicle Management, Employee management. FMS ensures Load Optimisation and Vehicle Utilisation.

#### 4.1.2 Product Features

The FMS system comprises of various actors but the one's with the immense importance is freight management group which is responsible for the working of the individual units which makes up the whole system. Drivers interact with the system using a digital space provided to him by the system. The system will provide the driver a repository of his and his vehicles documents. The customer on the other hand will interact with the system with the help of customer service department which will take the orders of the customer.





**Figure 4.1:** Actors of the system

#### 4.1.3 User Classes and Characteristics

- Customer Service Department - Create and updates order of customers
- Transport Department - Update status of on-transit vehicle, Consignment note maintenance
- Fleet Department - Maintains vehicle and driver details also does live tracking vehicles if required, Vehicle report
- Billing Department - Maintains purchase ledger
- Sales Department - Maintains sales ledger and looks after final payment

#### 4.1.4 Operating Environment

- Microsoft Windows XP or later / Ubuntu 12.0 LTS or later/ MAC OS 10.1 or later/Android jellybean or later (For Mobile)
- HTML 5 compatible Browser
- Flash support plugins

#### 4.1.5 Design and Implementation Constraints

- Processor (CPU) with 2 gigahertz (GHz) frequency or above

- A minimum of 2 GB of RAM
- Monitor Resolution 1024 X 768 or higher
- A minimum of 20 GB of available space on the hard disk
- Internet Connection Broadband (high-speed) Internet connection with a speed of 4 Mbps or higher
- Keyboard and a Microsoft Mouse or some other compatible pointing device

## 4.2 System Features

Our System Creates an online app-based interface for customers to reduce there manual work, eradicating the loopholes. We also provide easy monitoring of the system, to make the process of billing and accounting simple.

### 4.2.1 System Feature

Description and Priority

### 4.2.2 Fleet and Driver Management

The FMS system manages the vehicles and drivers that enters the system. The Documents related to drivers and vehicles are stored in the system. Using the available data the reports are generated which helps us giving information about the fitness of the driver/vehicle. The Fleet department gets notified if the driver/vehicle documents get expired.

### 4.2.3 Fleet Tracking Through GPS

GPS are introduced in the trucks to provide a safe passage for the consignment so that it is not harmed during the journey before reaching the location. The drivers sometime adopts deceitful measures to save the freight charges , diesel charges, toll charges, loading and unloading charges etc to benefit from it. The introduction of GPS technology helps the system to keep a track of the drivers activity by monitoring its location whenever needed getting to know its whereabouts.

### 4.2.4 Freight Calculation Statistics

Freight calculation is a very sensitive issue. The freight of every consignment is calculated dynamically as the order goes through various stages. according to the order type ledgers are calculated which contains the details of the amount to be credited or debited. Drivers Panel A Drivers when his vehicle is on transit is exposed to the outer world face a lot of problems. The FMS eases the problems of the driver

by providing them with a web panel which enables them to access his documents and his vehicles documents so in any state of emergency he has the list of all documents which he can produce

#### **4.2.5 Report statistics**

The system maintains information about the orders and vehicles under various departments of the system. The system generates financial reports known as ledgers which the amount to be credited and debited, fleet department creates reports related to the fitness of the vehicle, order reports are generated from the customer service department

#### **Stimulus/Response Sequences**

1. The Drivers are appointed by the system will log-in to the system using the id's and password provided to them. Tasks will be provided to them accordingly.
2. The Customer Service department will also be verified and id's will be given to them using which they will log-in themselves and perform their jobs.
3. The Traffic department assign the vehicles to the particular drivers also keep the track of the amount given in order to complete the consignment.
4. The Fleet department maintain the repositories of vehicles also generates reports of the vehicles.
5. The Account department is divided into Billing team and Sales team. Billing team will create the purchase ledger and sales team will create the invoice of particular freights.

#### **Functional Requirements**

These are the software capabilities that must be present in order for the user to carry out the services provided by the feature, or to execute the use case. Include how the FMS should respond to anticipated error conditions or invalid inputs. Requirements should be concise, complete, unambiguous, verifiable, and necessary.

### **4.3 External Interface Requirements**

#### **4.3.1 User Interfaces**

The System provides a very simple and interactive User-Interface. The Drivers will easily check their documents. The CS department will accept or delete the request from its panel. The Fleet department will keep a repository of the vehicles and drivers in the system and also does the tracking of the vehicles during delivery. The

account department will prepare the purchase ledger which is used to prepare bills for the customers. The Admin can add or remove employees in the system and can have a simplified view of all the resources in the system.

#### **4.3.2 Hardware Interfaces**

No hardware interface required.

#### **4.3.3 Software Interfaces**

Operating system: Open source.

#### **4.3.4 Communications Interfaces**

Not Required.

### **4.4 Nonfunctional Requirements**

#### **4.4.1 Performance Requirements**

The System must be interactive and the delays involved must be less. When we connecting to the server the delay is because the data is stored or manage online very securely and safely. The data is reliable to the user to see this data very correctly.

#### **4.4.2 Safety Requirements**

The data that use for implementation which is concerned with the possible loss or harmful use of the data. The data stored online is very secure because these data is access by only authorised user by providing username and password to the web-app. The external policies and safety issue that the product design must be satisfied.

#### **4.4.3 Security Requirements**

The server on which the online data is stored will have its own security to prevent unauthorized write/delete access. The Server will be handled by an authorized FMS member. The PC on which the database resides will have its own security.

# Chapter 5

## System Design

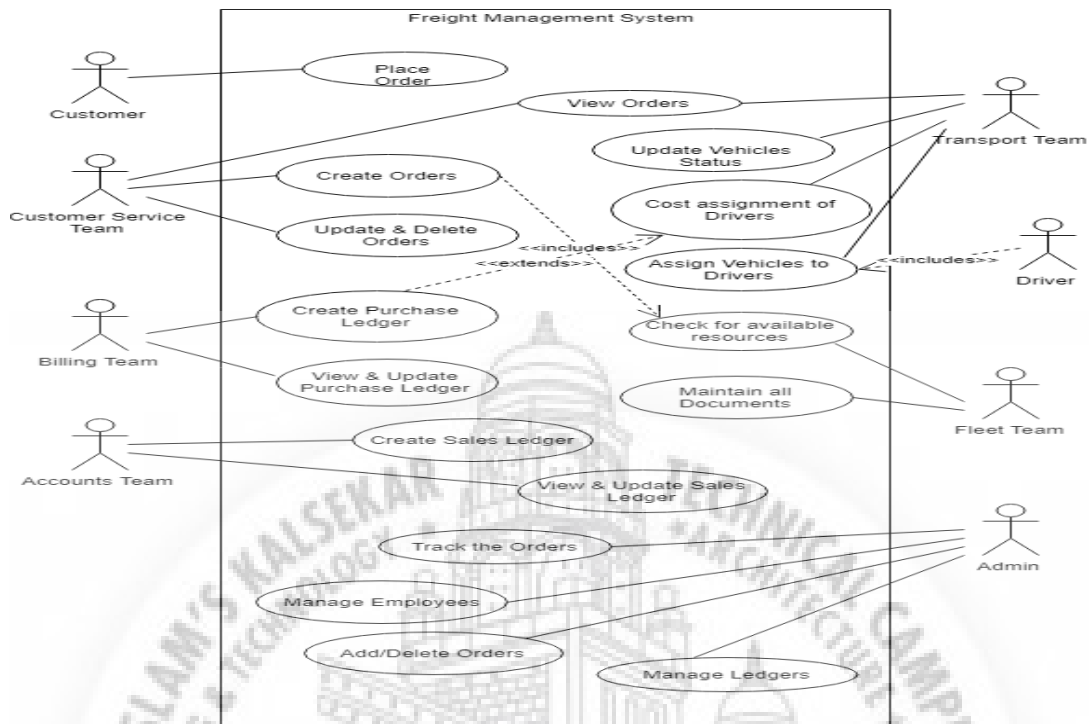
### 5.1 System Requirements Definition

The application on which FMS is based is a web Application based on C/s and B/S architecture. The Freight management business is divided in to 4 department to contain the business entirely and ensure its smooth working. The Customer service department will take orders from customers via phone calls or emails and enter the record in the system. The order has consignment details and vehicle details mentioned in depth. The CS department has the ability to accept or delete the request from it's panel. The order is forwarded to the traffic department which reviews the order and assigns the vehicles available in the system accordingly or else can keep the order in waiting until the resources are available or cancel the order. The Fleet Department will keep a repository of the vehicles and drivers in the systems and also does the tracking of the vehicles during delivery. The accounts department will prepare the purchase ledger which contains a detailed description of the amount to be spent on the consignment delivery process. They also prepare the purchase ledger which is used to prepare bills for the customer. The Admin can add or remove employees in the system and can have a simplified view of all the resources in the system.

#### 5.1.1 Functional requirements

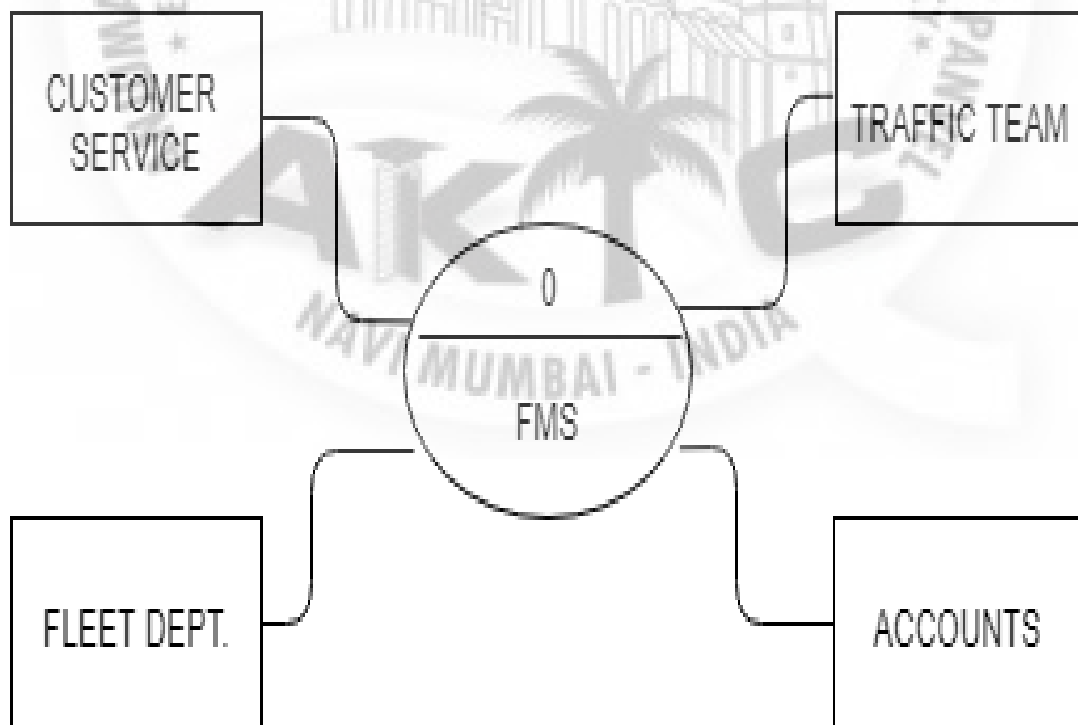
Freight Management System(FMS) aims to provide a System which will act as an integrated environment for all of their processes required to complete the transportation of the fright. This reduces chaos and thus provides a definite Structure to their system.

**Use-case Diagram**



**Figure 5.1:** Use-Case Diagram for FMS

**Data-flow Diagram**



**Figure 5.2:** Data-flow Diagram Level0

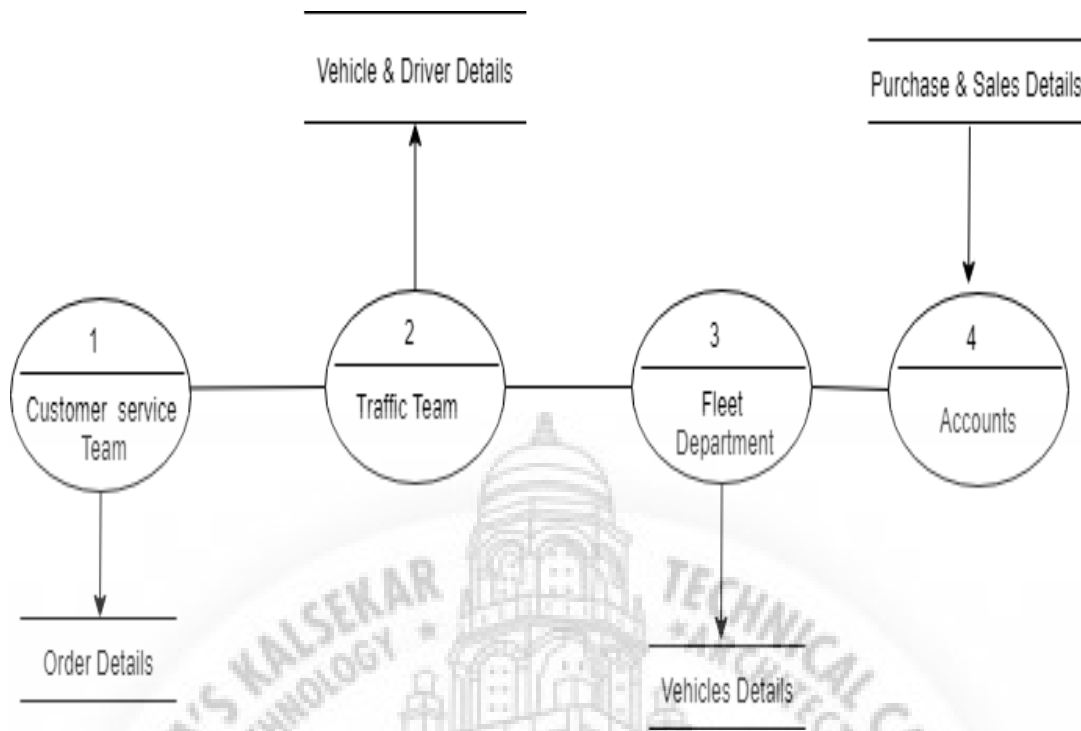


Figure 5.3: Data-flow Diagram Level1

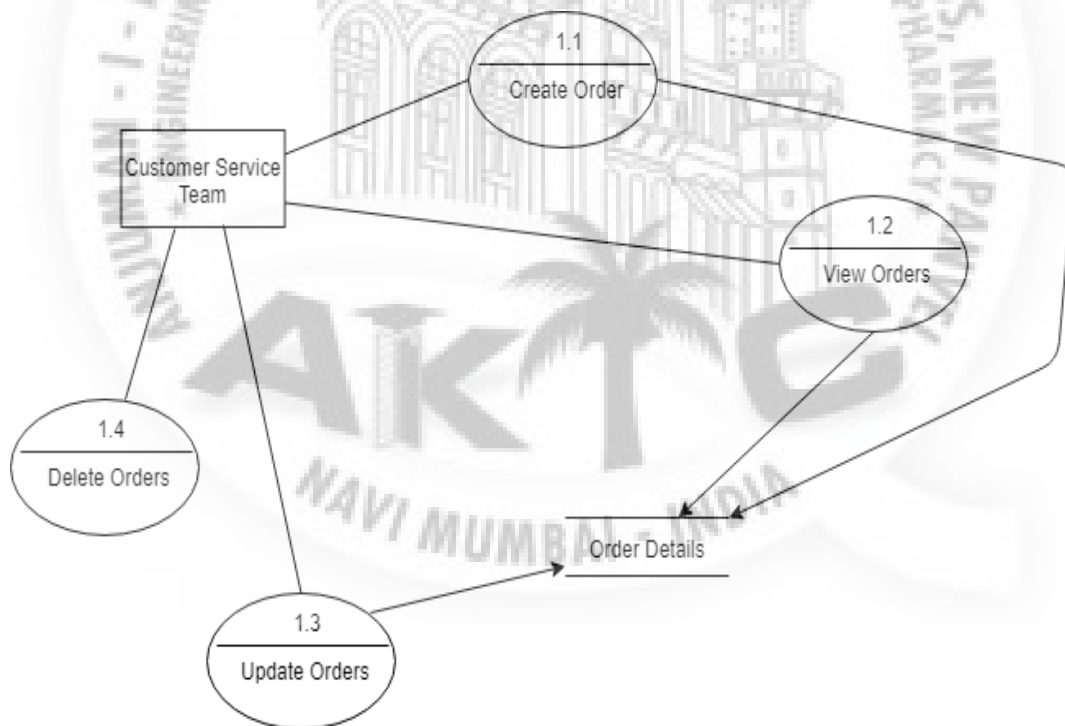


Figure 5.4: Data-flow Diagram Level2.1

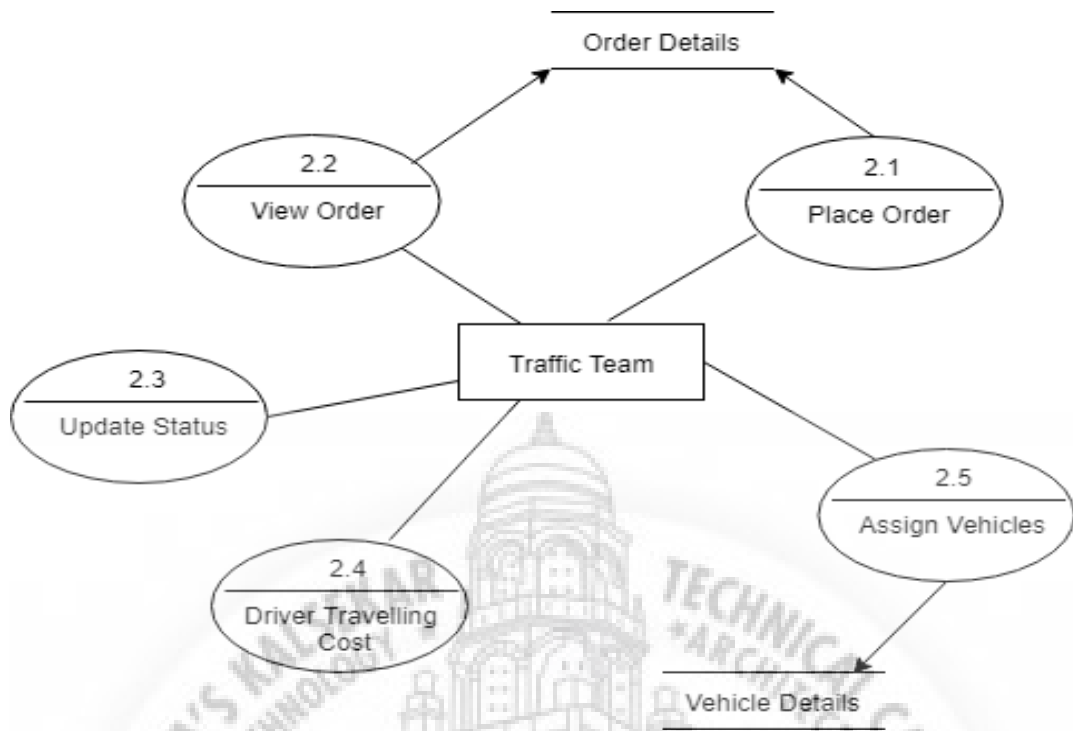


Figure 5.5: Data-flow Diagram Level2.2

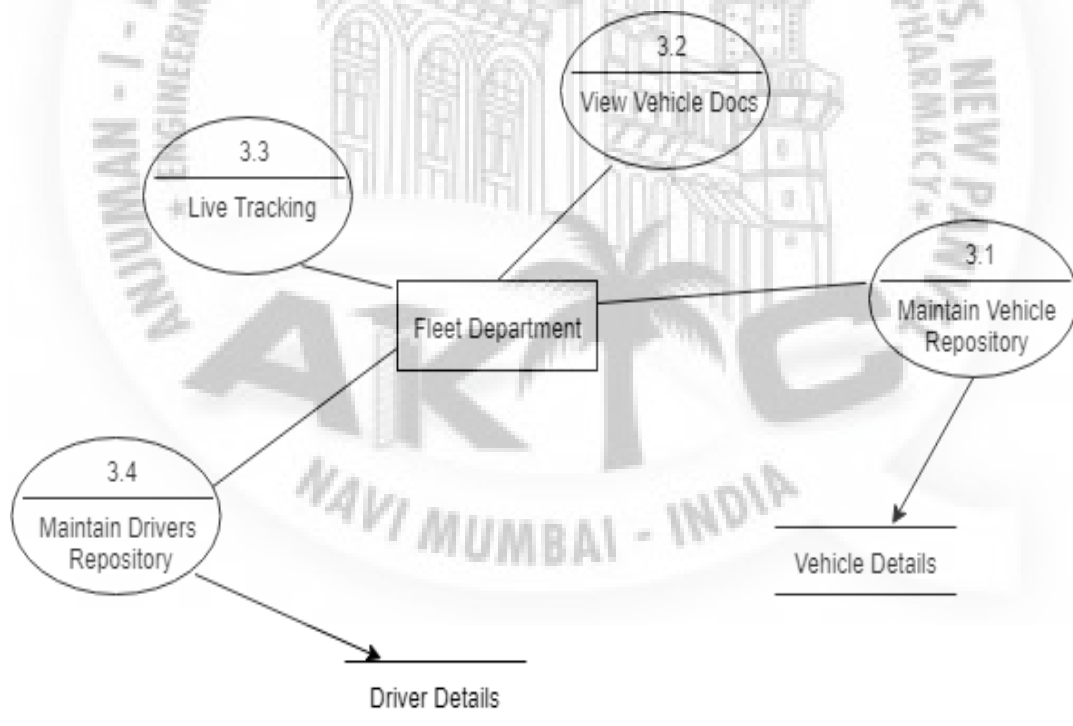


Figure 5.6: Data-flow Diagram Level2.3



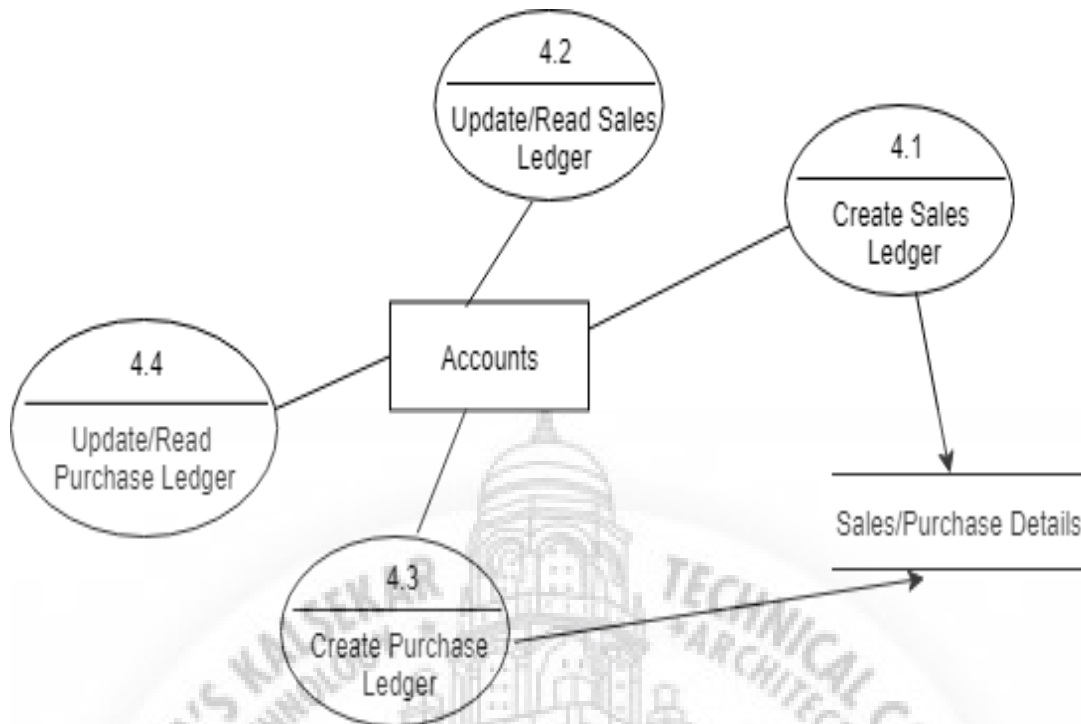


Figure 5.7: Data-flow Diagram Level2.4

## 5.2 System Architecture Design

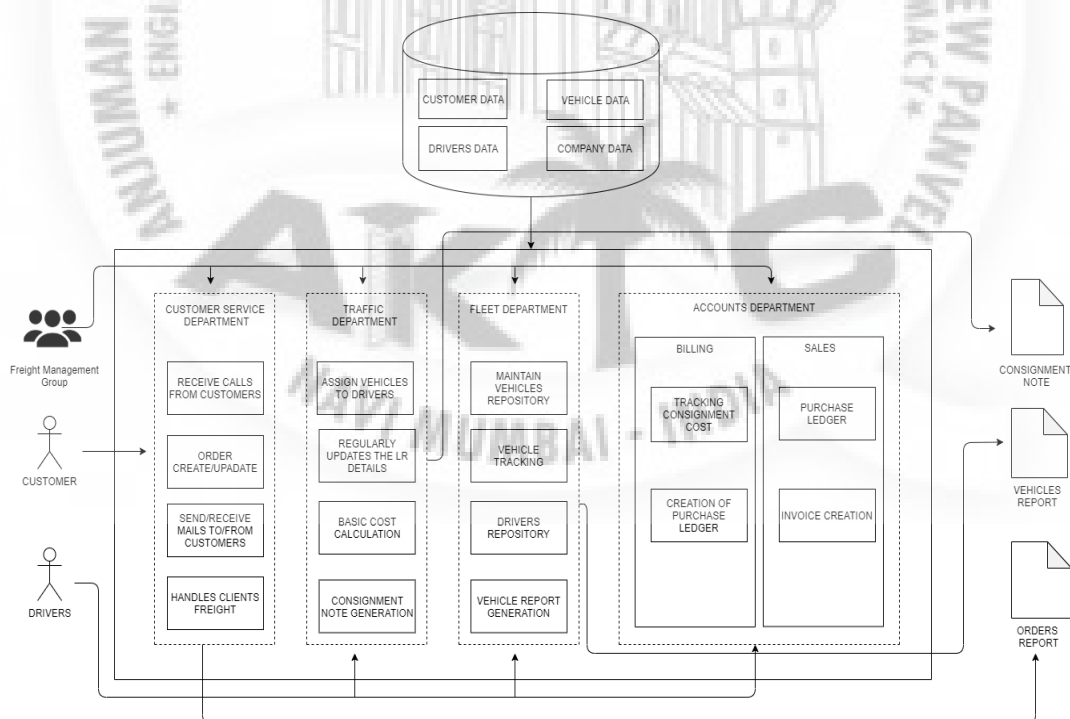


Figure 5.8: FMS Architecture

## 5.3 Sub-system Development

The FMS system comprises of various actors but the one's with the immense importance is freight management group which is responsible for the working of the individual units which makes up the whole system. Drivers interact with the system using a digital space provided to him by the system. The system will provide the driver a repository of his and his vehicles documents. The customer on the other hand will interact with the system with the help of customer service department which will take the orders of the customer.

### 5.3.1 The Customer Service Department

The Members of the customer service team will access the system by the unique id and password provided to them by the system. The customer service team will be contacted by the customers and the members will take their orders. The order details will be given to the system in a particular format so that a order is created. The CS(Customer Service Team) team can update the order before a certain amount of time until the consignment begins or else the order is cancelled. Once the order is successfully created the records are saved and goes under further processing by other department.

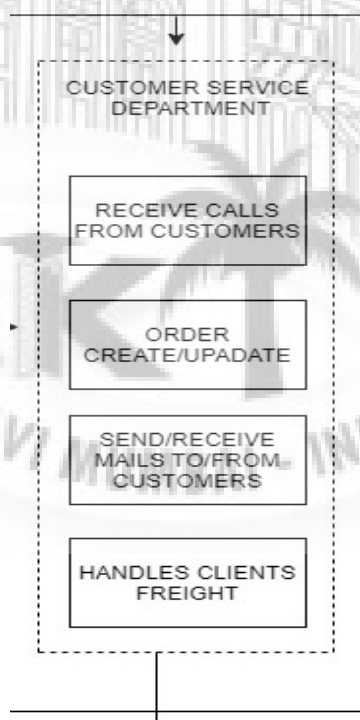


Figure 5.9: FMS Customer Module

### 5.3.2 The Traffic Department

The Traffic Department does the further processing of the order to create a consignment note which contains the details of the vehicles assigned to a particular order. Other tasks done by this department is regularly updating the status of the vehicle whether it is on-transit, loading, unloading, waiting etc. The Cs team creates a list of the vehicles according to the customer. These details are provided to traffic team and then according to the availability of the vehicle the order requirements are fulfilled. The Traffic team also keeps the track of the amount given in order to complete the consignment.

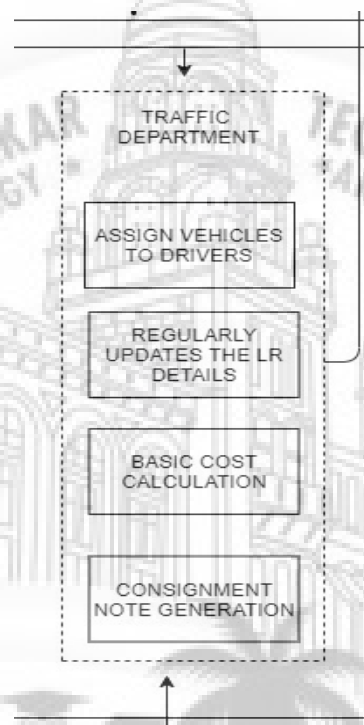


Figure 5.10: FMS Traffic Department Module

### 5.3.3 The Fleet Department

The Fleet department is of immense importance in the system as it keeps a repositories of all the vehicles and drivers associated with the system. The documents of the vehicles and the drivers are also kept in the system. With the help of the Geopositioning API the vehicles are tracked to get the current location of the vehicle. The fleet department with the help of the available data generates reports of the vehicle stating the complete information of the vehicle. Timely notifications are provided about the document's renewal period in-case expiry date is due

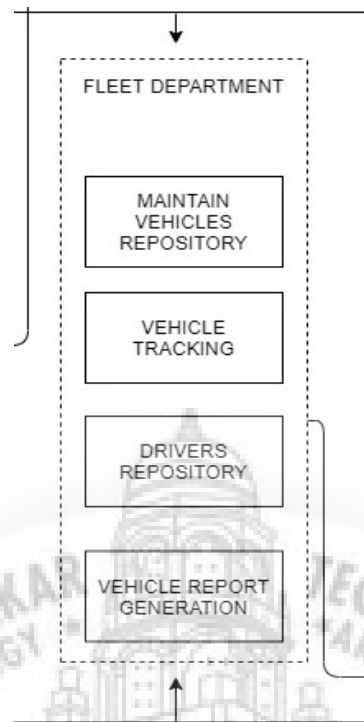


Figure 5.11: FMS Fleet Department Module

### 5.3.4 The Accounts Department

The accounts department keeps a track of the principal amount spend on particular order to complete the consignment. The amount is then accounted to calculate the freight charges, toll taxes, Dpd charges CGST,SGST etc. Accounts department consists of two teams viz the Billing and the Accounts team. The Billing teams creates the purchase ledgers which includes the your record of your purchases and expenses, whether or not you have paid them and how much you still owe. The accounts department creates the sales ledger which contains the record of the respective company's sales, and whether or not you have received the money, and how much you are still owed.

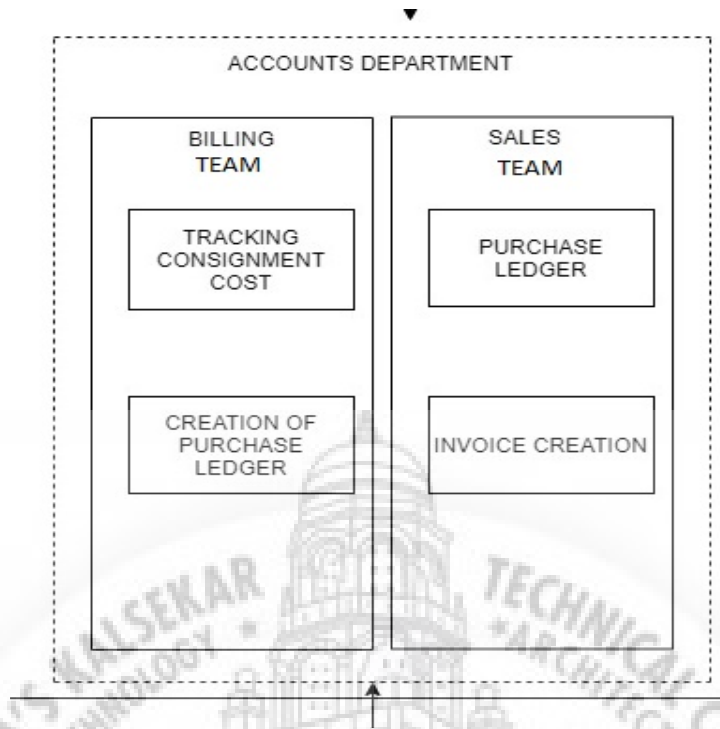


Figure 5.12: FMS Account Department Module

### 5.3.5 Class Diagram

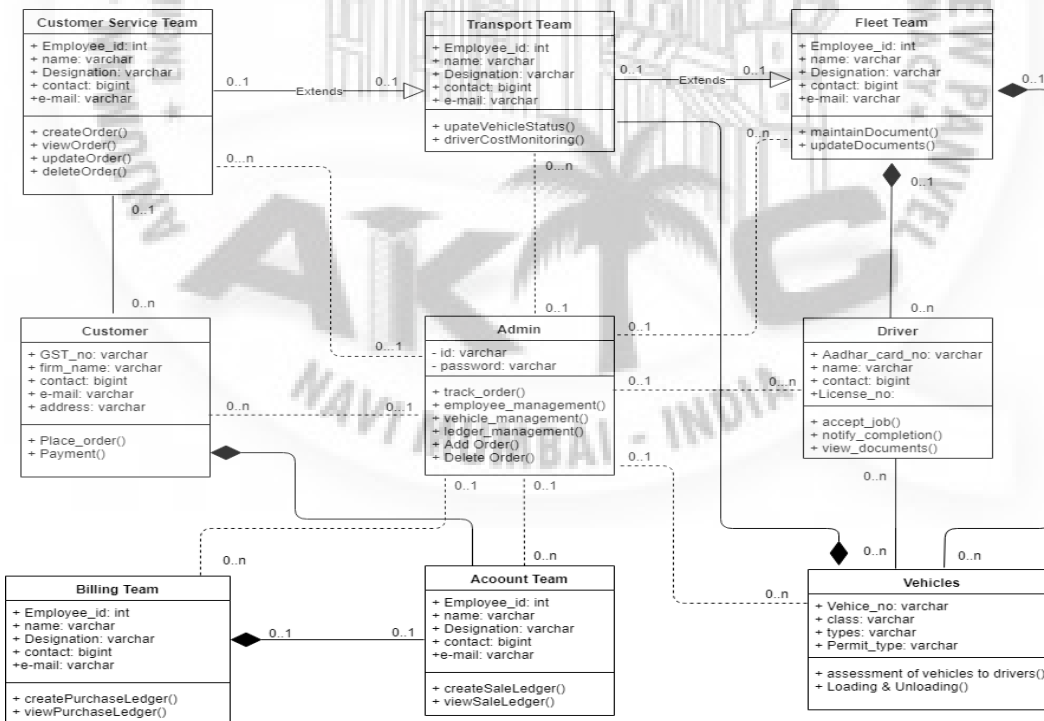


Figure 5.13: FMS Class Diagram

### 5.3.6 Sequence Diagram

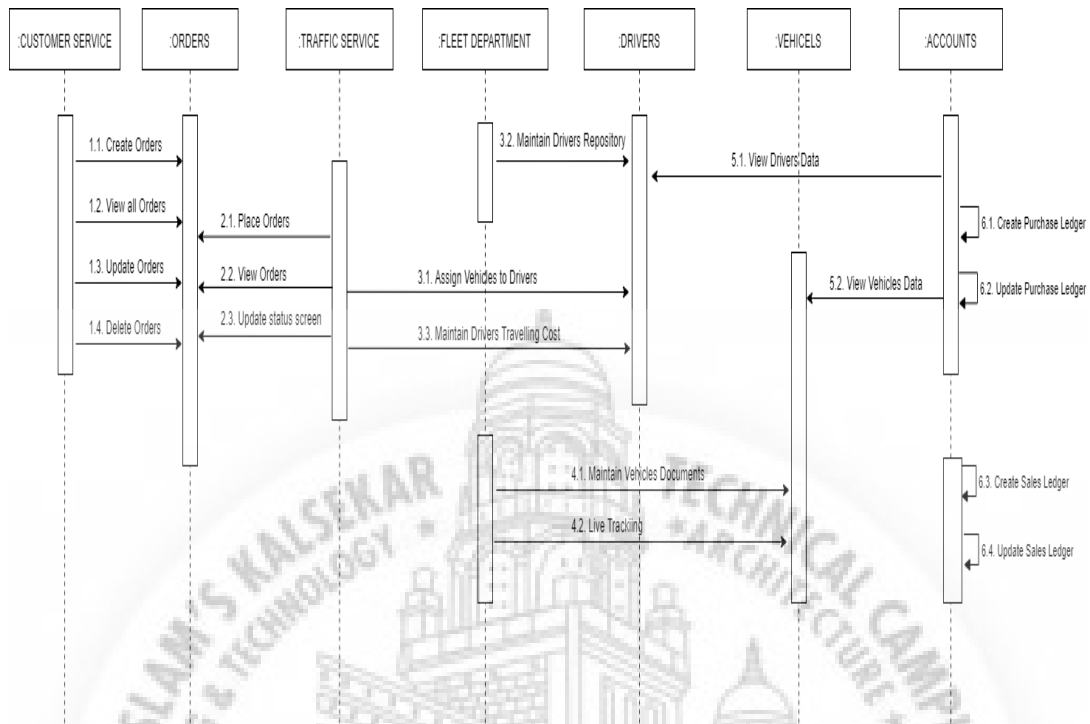


Figure 5.14: FMS Sequence Diagram

### 5.3.7 Component Diagram

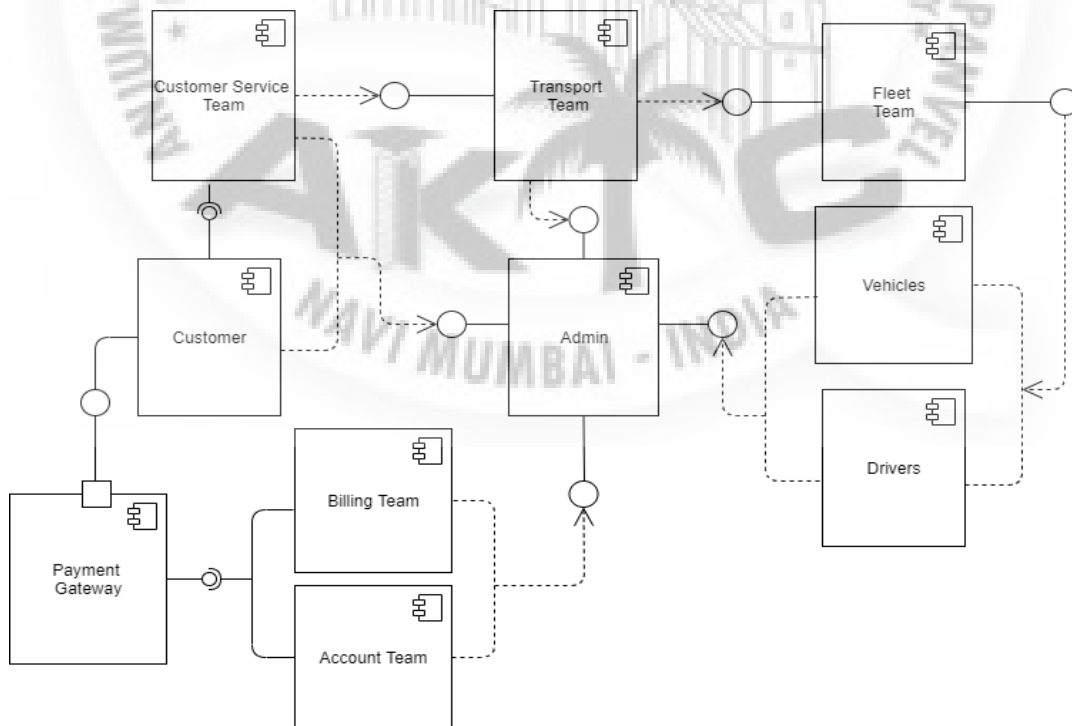


Figure 5.15: FMS Component Diagram

### 5.3.8 Deployment Diagram

The Deployment diagram highlights the modules of the products and explains the interaction of the Web application with the web application server, database server and payment gateway.

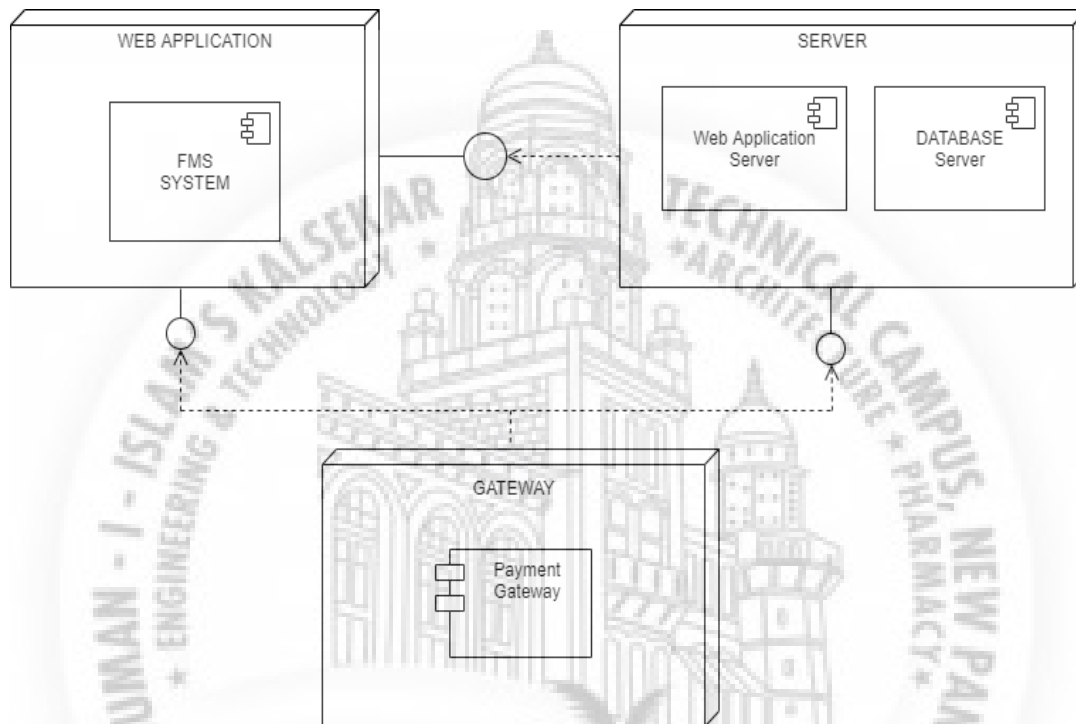


Figure 5.16: FMS Deployment Diagram

# Chapter 6

## Implementation

### 6.1 Customer service Department

The screenshot displays a web application interface for 'CARAVAN'. The main content area is titled 'Admin's Den' and 'Employee Management'. A table lists employees with columns for Id, Name, Contact, E-mail, Designation, Department, and Action. The table contains four rows of data. A sidebar menu on the left lists various management options. The Windows taskbar at the bottom shows the system tray with the date and time as 07:10 PM on 20-09-2020.

Id	Name	Contact	E-mail	Designation	Department	Action
emp_2913	Saqib	9876543210	saqib8291@gmail.com	fleet admin	fleet	<a href="#">View</a> <a href="#">Edit</a> <a href="#">Delete</a>
emp619	preeti pal	8879918020	preeti.pal@gmail.com	customer service executive	customer_service	<a href="#">View</a> <a href="#">Edit</a> <a href="#">Delete</a>
emp_007	prachi	7302540923	prachi.pal@gmail.com	fleet admin	fleet	<a href="#">View</a> <a href="#">Edit</a> <a href="#">Delete</a>
emp_Dr_25	pritesh	7302541942	pritesh.pal.prp.234@gmail.com	driver test	driver	<a href="#">View</a> <a href="#">Edit</a> <a href="#">Delete</a>



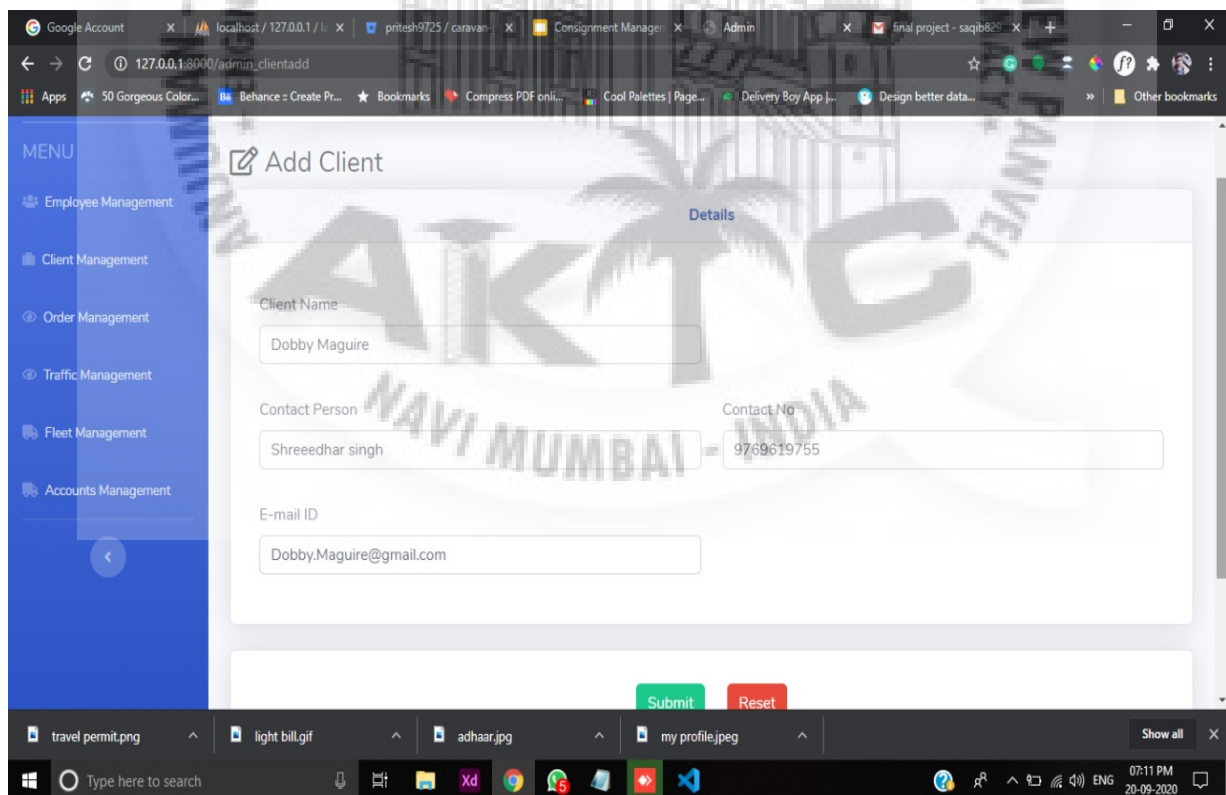
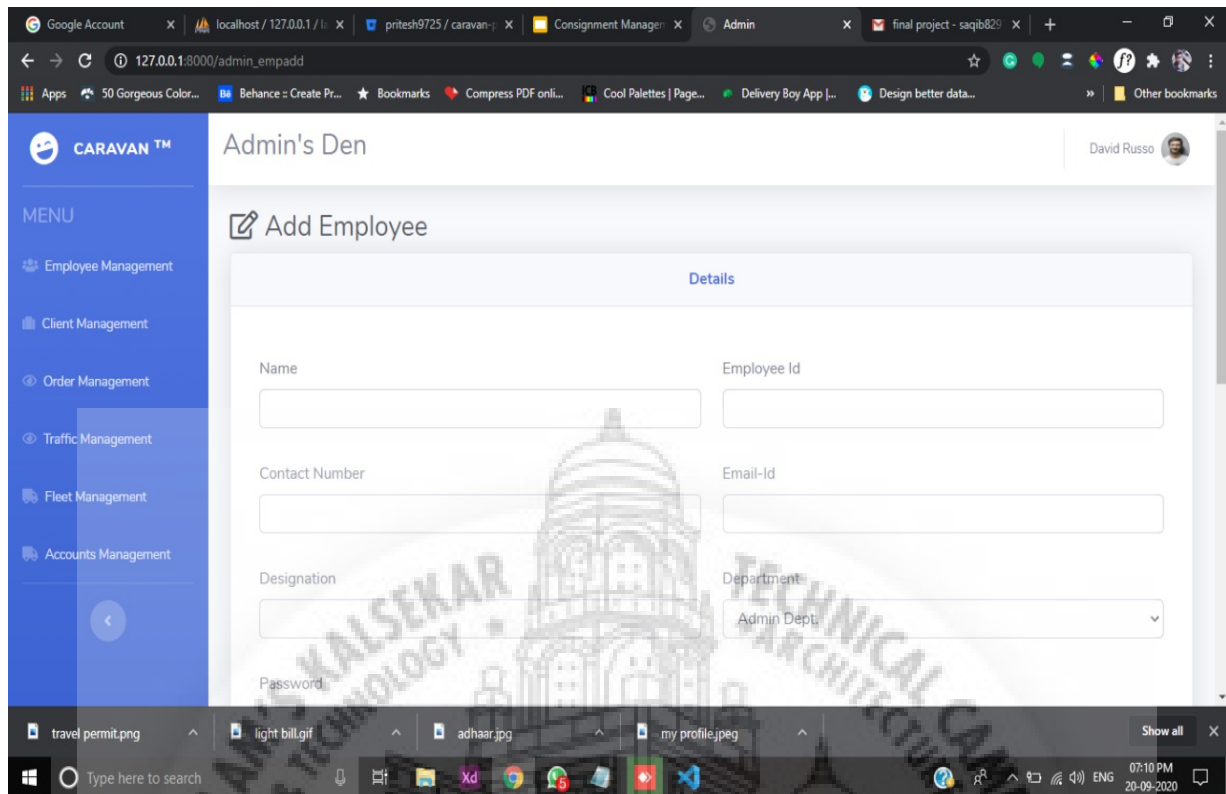


Figure 6.1: Customer Service

```
@extends('customer_service.base')
```

```

2
3 @section( 'content' )
4 @isset( $errors )
5     @foreach( $errors->all() as $error )
6         <div class="alert alert-danger">
7             <a href="#" class="close" data-dismiss="alert" aria-label="close">&times
8                 ;</a> {{ $error }}
9         </div>
10    @endforeach
11 @endisset
12 @if( session( 'status' ) )
13     <div class="alert alert-success">
14         <a href="#" class="close" data-dismiss="alert" aria-label="close">&
15             times;</a> {{ session( 'status' ) }}
16     </div>
17 @endif
18 <!-- DataTables Example -->
19 <div class="card shadow mb-4">
20     <div class="card-header py-3">
21         <h6 class="m-0 font-weight-bold text-primary">Order Details </h6>
22     </div>
23     <div class="table-responsive">
24         <table class="table table-bordered" id="dataTable" width="auto" >
25             <thead align="center">
26                 <tr>
27                     <th>Order ID</th>
28                     <th>Client Name</th>
29                     <th>Vehicle type</th>
30                     <th>From </th>
31                     <th>To</th>
32                     <th>Action </th>
33                 </tr>
34             </thead>
35             <tbody align="center">
36                 @foreach( $orders as $order )
37                     <tr>
38                         <td>{{ $order->order_id }}</td>
39                         <td>{{ $order->client_name }}</td>
40                         <td>{{ $order->type_of_vehicle }}</td>
41                         <td>{{ $order->cfs }}</td>
42                         <td>{{ $order->location }}</td>
43                         <td>
44                             <a href="{{ action( 'OrderController@edit ', $order->order_id ) }}"
45                                 title="Edit"><span class="btn btn-primary"><i class="far
46                                     fa-edit"></i></span></a>&nbsp;
47                             <a href="#" data-toggle="modal" data-target="#delete{{ $order
48                                 ->order_id }}"><span class="btn btn-danger"><i class="fas
49                                     fa-trash" title="Delete"></i></span></a>
50                         </td>
51                     </tr>
52                 <div class="modal fade" id="delete{{ $order->order_id }}" tabindex
53                     ="-1" role="dialog" aria-labelledby="exampleModalLabel" aria
54                     -hidden="true">
55                     <div class="modal-dialog" role="document">
56                         <div class="modal-content">
57                             <div class="modal-header">
58                                 <h5 class="modal-title" id="exampleModalLabel">Do you
59                                     really want to delete order {{ $order->order_id }}</h5
60                             </div>

```

```

53         <button class="close" type="button" data-dismiss="
54             modal" aria-label="Close">
55             <span aria-hidden="true"> </span>
56         </button>
57     </div>
58     <div class="modal-body">Select "Delete" below if you are ready
59     to Delete the entire data.</div>
60     <div class="modal-footer">
61         <button class="btn btn-secondary" type="submit" data-
62             dismiss="modal">Cancel </button>
63         <form action="{{ action('OrderController@destroy', $order
64             ->order_id)}}" method="POST">
65             <input type="hidden" name="_method" value="Delete" >
66             {{ csrf_field() }}
67             <button class="btn btn-primary" type="submit">Delete
68             </button>
69         </form>
70     </div>
71 </div>
72 </div>
73 </div>
74 </div>
75 </tr>
76 @endforeach
77 </tbody>
78 </table>
79 </div>
80 </div>
81 <!-- Logout Modal-->
82
83
84
85
86
87
88
89 {{-- <!-- Bootstrap core JavaScript-->
90 <script src="vendor/jquery/jquery.min.js"></script>
91 <script src="vendor/bootstrap/js/bootstrap.bundle.min.js"></script>
92
93 <!-- Core plugin JavaScript-->
94 <script src="vendor/jquery-easing/jquery.easing.min.js"></script>
95
96 <!-- Custom scripts for all pages-->
97 <script src="js/sb-admin-2.min.js"></script>
98
99 <!-- Page level plugins -->
100 <script src="vendor/datatables/jquery.dataTables.min.js"></script>
101 <script src="vendor/datatables/dataTables.bootstrap4.min.js"></script>
102
103 <!-- Page level custom scripts -->
104 <script src="js/demo/datatables-demo.js"></script> --}}
105
106 @endsection
107
108 @extends('customer_service.base')

```

```

109
110 @section( 'content' )
111
112 @if ( session( 'status' ) )
113     <div class="alert alert-success">
114         <a href="#" class="close" data-dismiss="alert" aria-label="close">&times
115             ;</a> {{ session( 'status' ) }}
116     </div>
117 @endif
118 <h1 class="h3 mb-4 text-gray-800">Create New Order</h1>
119 <div class="card shadow mb-3">
120     <div class="container py-3">
121         <form action="{{ action( 'OrderController@store' ) }}" method="POST" enctype="
122             multipart/form-data">
123             {{ csrf_field() }}
124             <div class="row py-3">
125                 <div class="col">
126                     <label>Ref type</label>
127                     <select name="ref_type" class="form-control" required>
128                         <option value=""> Please choose an option</option>
129                         <option value="ine">INE</option>
130                         <option value="invoice">Invoice</option>
131                         <option value="b_e_no">B/E no</option>
132                         <option value="seal_no">Seal_no</option>
133                         <option value="ref_no">Ref_no</option>
134                         <option value="job_no">Job NO</option>
135                         <option value="bl_no">BL_no</option>
136                     </select>
137                 </div>
138                 <div class="col">
139                     <label for="Job">Job No</label>
140                     <input type="text" name="job_no" class="form-control" id="
141                         job_no" placeholder="Job Number" pattern="[0-9]{1,}" title="
142                         Must contain numbers" required>
143                 </div>
144             </div>
145             <div class="row py-3">
146                 <div class="col">
147                     <label for="Packages">Packages</label>
148                     <input type="text" name="no_of_package" class="form-control"
149                         placeholder="Packages" pattern="[0-9]{1,}" title="Must
150                         contain numbers" required >
151                 </div>
152             </div>
153             <div class="col">
154                 <label for="Shipment">Type of Shipment</label>
155                 <select name="type_of_shipement" class="form-control" onchange="
156                     myfunction()" id="ifcl" required>
157                     <option value="">--Please choose an option--</option>
158                     <option value="fcl">FCL</option>
159                     <option value="lcl">LCL</option>
160                 </select>
161                 <script>
162                     function myfunction() {
163                         var a = document.getElementById("ifcl");
164                         var value = a.options[a.selectedIndex].value;
165                         if (value=="fcl"){
166                             // document.getElementById("CBM").disabled = true;

```

```

162         document.getElementById("emptyFree").disabled =
163             false;
164         document.getElementById("ContainerNo").disabled =
165             false;
166         document.getElementById("CBM").disabled = true;
167     }
168     else
169     if(value=="lcl"){
170         document.getElementById("CBM").disabled = false;
171         document.getElementById("emptyFree").disabled = true;
172         document.getElementById("ContainerNo").disabled = true;
173     }
174 }
175 }
176 }
177 </script>
178 </div>
179
180 </div>
181 <div class="row py-3">
182     <div class="col">
183         <label for="Weight">Weight</label>
184         <input type="text" name="weight" class="form-control" id="weight"
185             " placeholder="Weight in tons only" pattern="[0-9]{1,5}"
186             title="weight should be in tons" required>
187     </div>
188     <div class="col">
189         <label for="CBM">CBM</label>
190         <input type="text" name="cbm" class="form-control" id="CBM"
191             placeholder="CBM" required>
192     </div>
193 </div>
194 <div class="row py-3">
195     <div class="col">
196         <label for="Empty/Free">Empty/Free</label>
197         <input type="date" name="empty_free" class="form-control" id="
198             emptyFree" placeholder="Empty/Free" pattern="[a-zA-Z]{1,}"
199             required>
200     </div>
201     <div class="col">
202         <label for="CFS">CFS</label>
203         <input type="text" name="cfs" class="form-control" id="CFS"
204             placeholder="CFS" required>
205     </div>
206 </div>
207 <div class="row py-3">
208     <div class="col">
209         <label for="Client Name">Client Name</label>
210         <select class="form-control" name="client_id" required><br>
211         <option value="">—————choose from following—————</option>
212         @foreach($clients as $client)
213             <option value='{{ $client["client_id"] }}'>{{ $client['
214                 client_name '}}</option>
215         @endforeach
216     </select>
217 </div>
218 <div class="col">
219     <label for="Location">Location</label>

```

```

213         <input type="text" name="location" class="form-control" id="
           location" placeholder="Location" pattern="[a-zA-Z]{1,}"
           required>
214     </div>
215 </div>
216 <div class="row py-3">
217     <div class="col">
218         <label for="Container No">Container Number</label>
219         <input type="text" name="container_no" class="form-control" id="
           ContainerNo" placeholder="Container Number" pattern="
           [0-9]{1,}" required>
220     </div>
221     <div class="col">
222         <label for="Point">Loading Point</label>
223         <input type="text" name="loading_point" class="form-control" id="
           "typeofVehicle" placeholder="Loading Point" pattern="[a-zA-Z
           ]{1,}" required>
224     </div>
225
226 </div>
227
228 <div class="row py-3">
229 <div class="col">
230     <label for="Vehicle">Type of Vehicle</label>
231     <select class="form-control" name="vehicle_type" required>
232         <!-- <option value="">-----choose from following-----</
           option> -->
233         <option value='truck'>Truck</option>
234         <option value='tempo'>Tempo</option>
235     </select>
236 </div>
237 <div class="col">
238     <label for="Vehicle">No of Vehicle</label>
239     <input type="text" name="no_of_vehicle" class="form-control" id="
           "no_of_vehicle" placeholder="No of Vehicles" pattern="
           [0-9]{1,}" required>
240 </div>
241
242 </div>
243 <div class="row py-3">
244     <!-- <div class="col">
245         <label for="Remark">Remark</label>
246         <input type="text" name="remark" class="form-control" id="
           ContainerNo" placeholder="Remark" pattern="[a-zA-Z]{1,}">
247     </div> -->
248     <div class="col">
249         <label for="inputEmail4">Caravan Employee</label><br>
250         <select class="form-control" name="emp_id" required>
251             <option value="">-----choose from following-----</
                option>
252             @foreach($Employees as $Employee)
253             <option value="{{ $Employee['emp_id'] }}">{{ $Employee['name']
                }}</option>
254             @endforeach
255         </select>
256     </div>
257     <div class="col">
258         <label for="Employee">Ch Employee</label>
259         <input type="text" name="ch_employee" class="form-control" id="
           typeofVehicle" placeholder="Ch Employee" pattern="[a-zA-Z
           ]{1,}" required>

```

```

260     </div>
261 </div>
262 <div class="row py-3">
263     <div class="col">
264         <label for="Boe">BOE</label>
265         <input type="text" name="boe" class="form-control" id="
                typeofVehicle" placeholder="BOE" required>
266     </div>
267     <div class="col">
268         <label for="BOE Date">Date of BOE</label>
269         <input type="date" name="date_of_boe" class="form-control" id="
                ContainerNo" placeholder="BOE Date" required>
270     </div>
271 </div>
272 <div class="row py-3">
273
274     <div class="col">
275         <label for="Goods">Description of Good</label>
276         <textarea name="desc_good" class="form-control" class="form-
                control" placeholder="Goods Description" required ></textarea
                >
277
278     </div>
279 </div><br>
280 <div class="col-md-12 text-center">
281
282     <button class="btn btn-success" type="submit">Create Order</button>
283 </div>
284 </form>
285 </div>
286 </div>
287 @endsection
288
289
290 @extends('customer_service.base')
291
292 @section('content')
293 <h1 class="h3 mb-4 text-gray-800">Update Order</h1>
294 <div class="card shadow mb-3">
295     <div class="container py-3">
296
297         <form action="{{ action('OrderController@update', $order->order_id) }}" method=
                "POST">
298             <input type="hidden" name="_method" value="PUT" >
299             {{ csrf_field() }}
300
301
302
303     <div class="row py-3">
304
305         <div class="col">
306             <label>Ref type</label>
307             <select name="ref_type" class="form-control" >
308                 <!-- <option value='{{ $order->ref_type }}'>{{ $order->ref_type
309                     }}</option> -->
310                 <option value="INE" {{ $order->ref_type == 'ine' ? 'selected
311                     ':' '}}>INE</option>
                 <option value="Invoice" {{ $order->ref_type == 'invoice' ?
                     'selected ':' '}}>Invoice</option>
                 <option value="be_no" {{ $order->ref_type == 'be_no' ? '
                     selected ':' '}} >B/E no</option>

```

```

312     <option value="seal_no" {{ $order->ref_type == 'seal_no' ?
313         'selected' : '' }}>Seal_no </option>
314     <option value="ref_no" {{ $order->ref_type == 'ref_no' ? '
315         selected' : '' }}>Ref_no </option>
316     <option value="job_no" {{ $order->ref_type == 'job_no' ? '
317         selected' : '' }}>Job NO</option>
318     <option value="bl_no" {{ $order->ref_type == 'bl_no' ? '
319         selected' : '' }} >BL no</option>
320 </select>
321 </div>
322 <div class="col">
323     <label for="Job">Job No</label>
324     <input type="text" name="job_no" class="form-control" value="{{
325         $order->job_no }}" placeholder="Job Number" pattern="
326         [0-9]{1,}">
327 </div>
328 </div>
329 <div class="row py-3">
330     <div class="col">
331         <label for="Packages">Packages </label>
332         <input type="text" name="no_of_package" class="form-control"
333             value="{{ $order->no_of_package }}" placeholder="Packages" >
334     </div>
335     <div class="col">
336         <label for="Shipment">Type of Shipment</label>
337         <input type="text" name="type_of_shipement" class="form-control"
338             value="{{ $order->type_of_shipement }}" placeholder="Type of
339             Shipment" pattern="[a-zA-Z]{1,}">
340     </div>
341 </div>
342 <div class="row py-3">
343     <div class="col">
344         <label for="Weight">Weight</label>
345         <input type="text" name="weight" class="form-control" value="{{
346             $order->weight }}" placeholder="Weight" >
347     </div>
348     <div class="col">
349         <label for="CBM">CBM</label>
350         <input type="text" name="cbm" class="form-control" id="CBM"
351             value="{{ $order->cbm }}" placeholder="CBM">
352     </div>
353 </div>
354 <div class="row py-3">
355     <div class="col">
356         <label for="Empty/Free">Empty / Free </label>
357         <input type="date" name="empty_free" class="form-control" id="
358             emptyFree" value="{{ $order->empty_free }}" placeholder="Empty
359             / Free" >
360     </div>
361     <div class="col">
362         <label for="CFS">CFS</label>
363         <input type="text" name="cfs" class="form-control" id="CFS"
364             value="{{ $order->cfs }}" placeholder="CFS">
365     </div>
366 </div>
367 <div class="row py-3">
368     <div class="col">
369         <label for="Client Name">Client Name</label>
370         <select class="form-control" name="client_id"><br>
371         <option value='{{ $order["client_id"] }}'>{{ $order->client_name
372             }}</option>

```



```

358         </select>
359     </div>
360     <div class="col">
361         <label for="Location">Location </label>
362         <input type="text" name="location" class="form-control" value="
           {{{ $order->location}}}" placeholder="Location" pattern="[a-zA-
           Z]{1,}">
363     </div>
364 </div>
365 <div class="row py-3">
366     <div class="col">
367         <label for="Container No">Container Number</label>
368         <input type="text" name="container_no" class="form-control" value
           ="{{{ $order->container_no}}}" placeholder="Container Number"
           pattern="[a-zA-Z0-9]{1,}">
369     </div>
370     <div class="col">
371         <label for="Vehicle">Type of Vehicle </label>
372         <select class="form-control" name="type_of_vehicle" required>
373             <!-- <option value="">-----choose from following-----</
                 option> -->
374             <option value='truck' <?php $order->type_of_vehicle == 'truck' ?
                 'selected': ''?>>Truck</option>
375             <option value='tempo' <?php $order->type_of_vehicle == 'tempo' ?
                 'selected': ''?>>Tempo</option>
376
377
378
379         </select>
380     </div>
381 </div>
382 <div class="row py-3">
383     <div class="col">
384         <label for="Vehicle">No of Vehicle </label>
385         <input type="text" name="no_of_vehicle" class="form-control"
           value="{{ $order->no_of_vehicle}}}" placeholder="No of
           Vehicles" pattern="[0-9]{1,}">
386     </div>
387     <div class="col">
388         <label for="Point">Loading Point </label>
389         <input type="text" name="loading_point" class="form-control"
           value="{{ $order->loading_point}}}" placeholder="Loading Point
           " pattern="[a-zA-Z]{1,}">
390     </div>
391 </div>
392 <div class="row py-3">
393     <div class="col">
394         <label for="Remark">Remark </label>
395         <input type="text" name="remark" class="form-control" value="{{
           $order->remark}}}" placeholder="Remark" pattern="[a-zA-Z
           ]{1,}">
396     </div>
397     <div class="col">
398         <label for="Employee">Ch Employee </label>
399         <input type="text" name="ch_employee" class="form-control" value
           ="{{{ $order->ch_employee}}}" placeholder="Ch Employee" pattern
           ="[a-zA-Z]{1,}">
400     </div>
401 </div>
402 <div class="row py-3">
403     <div class="col">

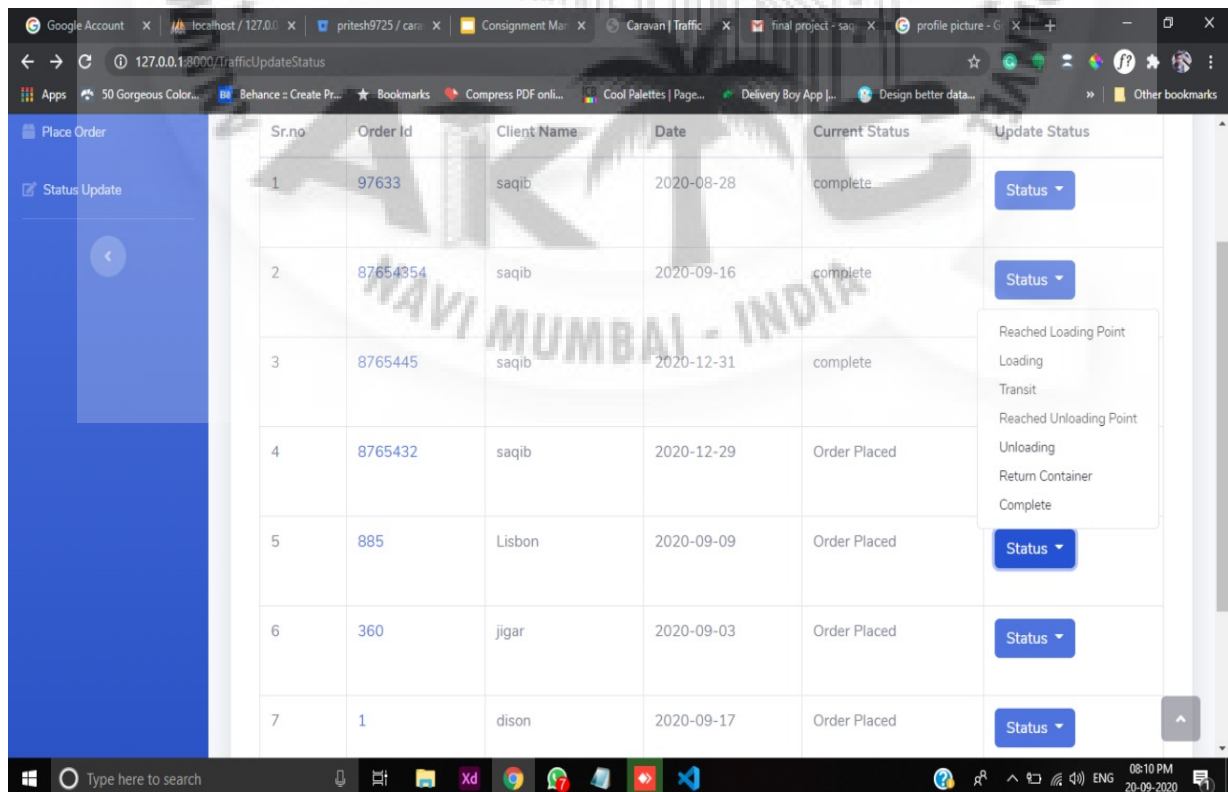
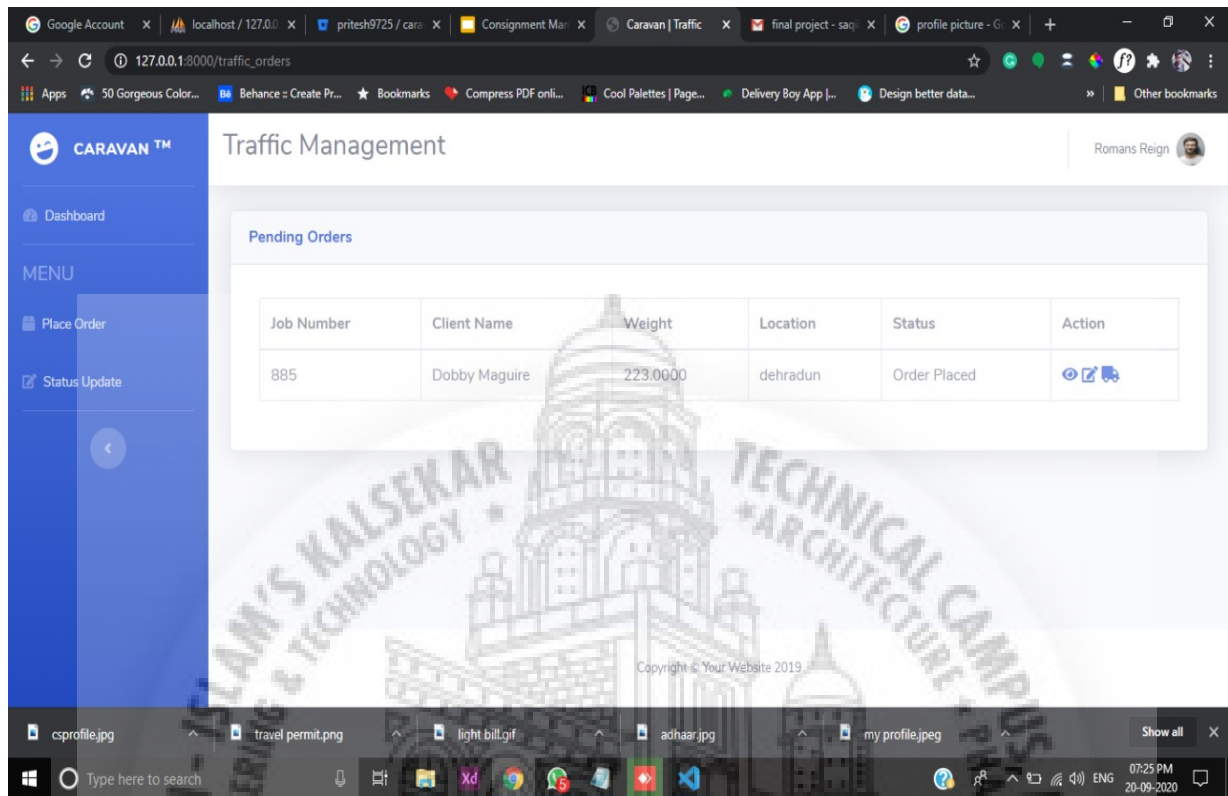
```

```

404 <label for="inputEmail4">Caravan Employee</label><br>
405 <select class="form-control" name="emp_name">
406   <!-- <option value="">—————choose from following
         </option> —>
407   @foreach($Employees as $Employee)
408     <option value="$Employee->emp_id" {{ $order->emp_id ==
         $Employee->emp_id ? 'selected' : '' }}>{{ $Employee->name
         }}</option>
409   @endforeach
410 </select>
411 </div>
412 <div class="col">
413   <label for="Boe">BOE</label>
414   <input type="text" name="boe" class="form-control" value="{{
         $order->boe }}" placeholder="BOE">
415 </div>
416 </div>
417 <div class="row py-3">
418   <div class="col">
419     <label for="BOE Date">Date of BOE</label>
420     <input type="date" name="date_of_boe" class="form-control"
         value="{{ $order->date_of_boe }}" placeholder="BOE Date">
421   </div>
422   <div class="col">
423     <label for="Goods">Description of Good</label>
424     <input type="text" name="desc_good" class="form-control" value="
         {{ $order->desc_good }}" placeholder="Goods Description">
425   </div>
426 </div>
427 <br>
428 <div class="row py-3">
429 <div class="col-md-12 text-center">
430 <!-- @if(Session::has('flash_message'))
431 <div class="alert alert-success">
432   {{ Session::get('flash_message') }}
433 </div>
434 @endif -->
435 <button class="btn btn-success" type="submit">Update Order</button>
436 </div>
437 </div>
438 </form>
439 </div>
440 </div>
441 @endsection
442 @extends('customer_service.base')
443
444 @section('content')
445
446 <h1>Delete</h1>
447
448 @endsection
449

```

## 6.2 Traffic Department



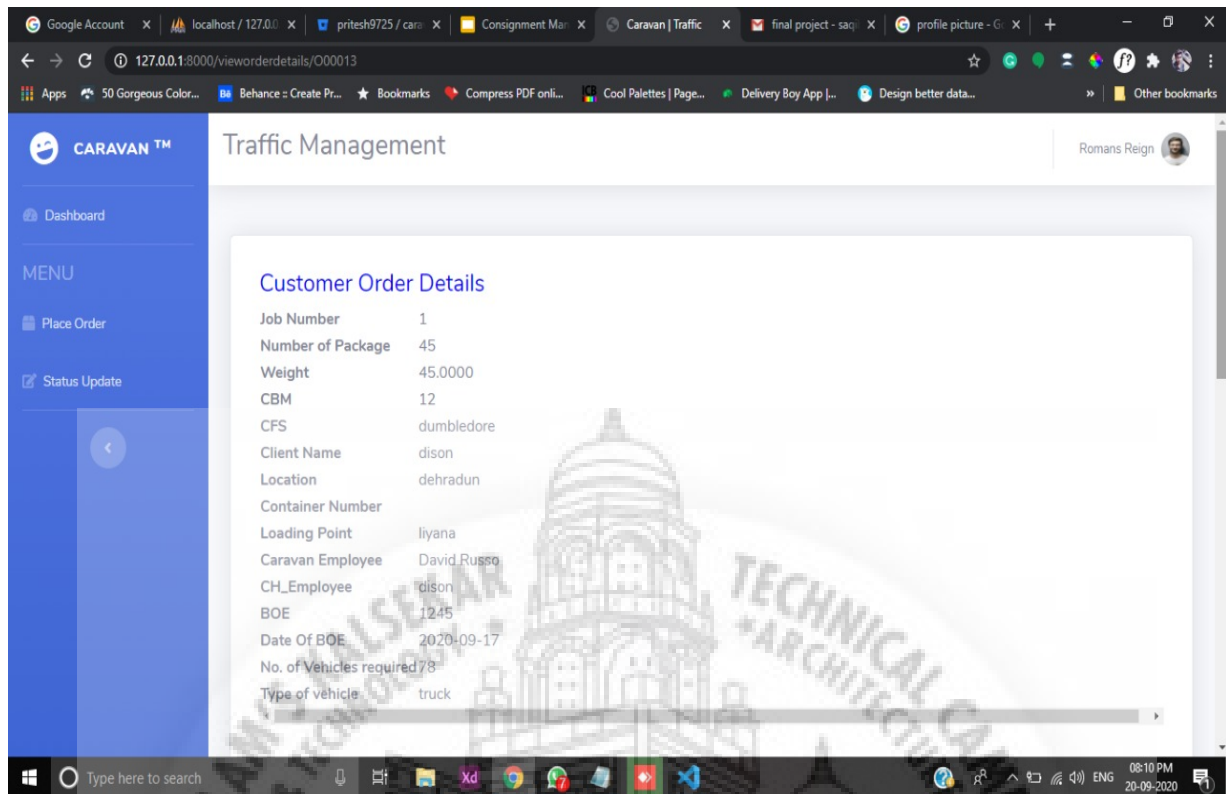


Figure 6.2: Traffic Department

```

1  @extends('traffic_team.base')
2
3  @section('content')
4
5
6  @isset($errors)
7      @foreach($errors->all() as $error)
8          <div class="alert alert-danger">
9              <a href="#" class="close" data-dismiss="alert" aria-label="close">&times
10                 ;</a> {{ $error }}
11          </div>
12      @endforeach
13  @endisset
14  @isset($status)
15      <div class="alert alert-success">
16          <a href="#" class="close" data-dismiss="alert" aria-label="close">&
17             times;</a> {{ $status }}
18      </div>
19  @endisset
20  @if(session('status'))
21      <div class="alert alert-success">
22          <a href="#" class="close" data-dismiss="alert" aria-label="close">&
23             times;</a> {{ session('status') }}
24      </div>
25  @endif
26
27 <div class="card shadow mb-4">
28     <div class="card-header py-3">
29         <h6 class="m-0 font-weight-bold text-primary">Pending Orders </h6>
30     </div>
31     <div class="card-body">
32         <div class="table-responsive">

```

```

30 <table class="table table-bordered" id="dataTable" width="100%"
31     cellspacing="0">
32     <thead>
33         <tr>
34             <th>Job Number</th>
35             <th>Client Name</th>
36             <th>Weight</th>
37             <th>Location</th>
38             <th>Status</th>
39             <th>Action</th>
40         </tr>
41     </thead>
42     <!-- <tfoot>
43         <tr>
44             <th>Job Number</th>
45             <th>Client Name</th>
46             <th>Weight</th>
47             <th>Location</th>
48             <th>Status</th>
49         </tr>
50     </tfoot> -->
51     <tbody>
52
53         @foreach($order_list as $order)
54
55         <tr>
56             <td>{{ $order->job_no }}</td>
57             <td>{{ $order->client_name }}</td>
58             <td>{{ $order->weight }}</td>
59             <td>{{ $order->location }}</td>
60             <td>{{ $order->status }}</td>
61             <td>
62                 <a href="{{ action('OrderController@view_order_by_id', $order->order_id) }}" title="View Order Details"><i class="fa fa-eye"></i></a>
63                 <a href="{{ action('OrderController@get_order_by_id', $order->order_id) }}" title="Edit Order Details"><i class="fa fa-edit"></i></a>
64                 <a href="{{ action('OrderController@edit_assigned_vehicle_details', $order->order_id) }}" title="Edit Vehicle Details"><i class="fas fa-truck"></i></a>
65             </td>
66         </tr>
67     @endforeach
68
69     </tbody>
70 </table>
71 </div>
72 </div>
73 </div>
74 </div>
75
76     </tbody>
77 </table>
78 </div>
79 </div>
80 </div>
81
82

```

```

83
84 @endsection()
85
86
87 @section('TableScript')
88
89 <!-- Page level plugins -->
90 <script src="vendor/datatables/jquery.dataTables.min.js"></script>
91 <script src="vendor/datatables/dataTables.bootstrap4.min.js"></script>
92
93 <!-- Page level custom scripts -->
94 <script src="js/demo/datatables-demo.js"></script>
95 <script src="bootstrap-dropdown-filter.js"></script>
96 @endsection()
97
98 @extends('traffic_team.base')
99
100 @section('content')
101 <div class="card shadow mb-4">
102     <div class="card-header py-3">
103         <h6 class="m-0 font-weight-bold text-primary">Orders Details </h6>
104     </div>
105     <div class="card-body">
106         <div class="table-responsive">
107             <table class="table table-bordered" id="dataTable" width="100%"
108                 cellpadding="0">
109                 @foreach($orders as $order)
110                 <tr>
111                     <th>Job Number</th>
112                     <td>{{ $order->job_no }}</td>
113                 </tr>
114
115                 <tr>
116                     <th>Number of Package</th>
117                     <td>{{ $order->no_of_package }}</td>
118                 </tr>
119
120                 <tr>
121                     <th>Type Of Shipment</th>
122                     <td>{{ $order->type_of_shipement }}</td>
123                 </tr>
124                 <tr>
125                     <th>Weight</th>
126                     <td>{{ $order->weight }}</td>
127                 </tr>
128                 <tr>
129                     <th>CBM</th>
130                     <td>{{ $order->cbm }}</td>
131                 </tr>
132                 <tr>
133                     <th>Empty Free</th>
134                     <td>{{ $order->empty_free }}</td>
135                 </tr>
136
137                 <tr>
138                     <th>CFS</th>
139                     <td>{{ $order->cfs }}</td>
140                 </tr>
141                 <tr>
142                     <th>Client Name</th>

```

```

143         <td>{{ $order ->ch_employee }}</td>
144     </tr>
145
146     <tr>
147         <th>Location </th>
148         <td>{{ $order ->location }}</td>
149     </tr>
150     <tr>
151         <th>Container Number</th>
152         <td>{{ $order ->container_no }}</td>
153     </tr>
154     <tr>
155         <th>Loading Point </th>
156         <td>{{ $order ->loading_point }}</td>
157     </tr>
158     <tr>
159         <th>Caravan Employee </th>
160         <td>{{ $order ->emp_name }}</td>
161     </tr>
162     <tr>
163         <th>CH_Employee </th>
164         <td>{{ $order ->ch_employee }}</td>
165     </tr>
166     <tr>
167         <th>BOE</th>
168         <td>{{ $order ->boe }}</td>
169     </tr>
170     <tr>
171         <th>Date Of BOE</th>
172         <td>{{ $order ->date_of_boe }}</td>
173     </tr>
174
175     @endforeach
176 </table>
177 </div>
178 </div>
179 </div>
180
181
182
183
184 @endsection('content')
185
186 @extends('traffic_team.base')
187
188 @section('content')
189 <!-- code for dropdown header -->
190 <script>
191
192 function RLoadingPoint() {
193     document.getElementById("dropdownMenuButton").style.color = "#4E73DF";
194     document.getElementById("dropdownMenuButton").innerHTML = "Reached Loading
195         Point";
196 }
197
198 function Loading() {
199     document.getElementById("dropdownMenuButton").style.color = "#F6C23E";
200     document.getElementById("dropdownMenuButton").innerHTML = "Loading";
201 }
202

```

```

203
204 function Transit() {
205     document.getElementById("dropdownMenuButton").style.color = "#1CC88A";
206     document.getElementById("dropdownMenuButton").innerHTML = "Transit";
207 }
208 }
209 function RUnloadingPoint() {
210     document.getElementById("dropdownMenuButton").style.color = "#F6C23E";
211     document.getElementById("dropdownMenuButton").innerHTML = "Initilize";
212 }
213 }
214 function Unloading() {
215     document.getElementById("dropdownMenuButton").style.color = "#E74A3B";
216     document.getElementById("dropdownMenuButton").innerHTML = "Unloading";
217 }
218 }
219 function ReturnContainer() {
220     document.getElementById("dropdownMenuButton").style.color = "#1CC88A";
221     document.getElementById("dropdownMenuButton").innerHTML = "ReturnContainer";
222 }
223 }
224 }
225 function status()
226 {
227 }
228 }
229 }
230 </script>
231
232 <div class="card shadow mb-5">
233     <div class="card-header py-3">
234         <h6 class="m-0 font-weight-bold text-primary">Status Update</h6>
235     </div>
236     <div class="card-body">
237         <div class="table-responsive">
238             <table class="table table-bordered" id="dataTable" width="100%"
239                 >
240                 <thead>
241                     <tr>
242                         <th>Sr.no</th>
243                         <th>Order Id</th>
244                         <th>Client Name</th>
245                         <th>Date</th>
246                         <th>Current Status</th>
247                         <th>Update Status</th>
248                     </tr>
249                 </thead>
250
251                 <tbody>
252
253
254
255
256
257
258                 <tr>
259
260                 <?php $a=1 ?>
261                 @foreach($AllOrders as $List_item)
262

```



```

263
264     <tr>
265     <td>{{ $a }}</td>
266     <td> <a href="{{ action(' OrderController@view_order_by_id ',
267         $List_item->order_id)}}">{{ $List_item->job_no }}</a></td>
268     <td>{{ $List_item->ch_employee }}</td>
269     <td>{{ $List_item->date_of_boe }}</td>
270     <td>{{ $List_item->status }}
271     <?php $a++ ?>
272     </td>
273     <td>
274
275     <div class="dropdown mb-4">
276     <button class="btn btn-primary dropdown-toggle" type="button
277         " id="dropdownMenuButton" data-toggle="dropdown" aria-
278         haspopup="true" aria-expanded="false">
279     Status
280     </button>
281     <div class="dropdown-menu animated—fade-in" aria-labelledby=
282     ="dropdownMenuButton">
283     <a class="dropdown-item" href="/
284     UpdateVehiclestatusRloadingPoint/{{ $List_item->order_id
285     }}">Reached Loading Point</a>
286     <a class="dropdown-item" href="/ UpdateVehicleStatusLoading
287     /{{ $List_item->order_id }}">Loading</a>
288     <a class="dropdown-item" href="/ UpdateVehicleStatusTransit
289     /{{ $List_item->order_id }}">Transit</a>
290     <a class="dropdown-item" href="/
291     UpdateVehicleStatusReachedUnLoadingPoint/{{ $List_item->
292     order_id }}">Reached Unloading Point</a>
293     <a class="dropdown-item" href="/ UpdateVehicleStatusUnLoading
294     /{{ $List_item->order_id }}">Unloading</a>
295     <a class="dropdown-item" href="/
296     UpdateVehicleStatusReturnContainer/{{ $List_item->
297     order_id }}">Return Container</a>
298     <a class="dropdown-item" href="/ UpdateVehicleStatusCompleted
299     /{{ $List_item->order_id }}">Complete</a>
300     </div>
301     </div>
302     </td>
303
304     </tr>
305     @endforeach
306
307 </tr>
308
309 </tbody>
</table>
</div>
</div>
</div>
@endsection()
@extends(' traffic_team .base ')
@section(' content ')

```

```

310 <div class="card shadow mb-4">
311 <div class="card-header py-3">
312     <h6 class="m-0 font-weight-bold text-primary">Pending Orders </h6>
313 </div>
314 <div class="card-body">
315
316     <form method="POST" action="{{ action('
317         OrderController@update_order_vehicle_details ', $vehicles[0]->pivot->
318         order_id)}}">
319
320         @csrf
321         <table class="table table-bordered" id="empTable">
322             <thead>
323                 <tr>
324                     <th>Vehicle Number</th>
325                     <th>Class</th>
326                     <th>Fuel</th>
327                     <th>Cash</th>
328                     <th>Frieght Amt</th>
329                     <th>Broker Name</th>
330                     <th>Memo Number</th>
331                     <th>From</th>
332                     <th>to</th>
333                     <th>Return</th>
334                 </tr>
335             </thead>
336             <tbody>
337                 @foreach($vehicles as $vehicle)
338                     <tr>
339                         <td>
340                             <input type="hidden" class="form-control"
341                                 value="{{ $vehicle->vehicle_id }}" name="
342                                 vehicle_id []">
343                             <input type="text" class="form-control"
344                                 value="{{ $vehicle->vehicle_number }}"
345                                 name="vehicle_number []">
346                         </td>
347                         <td>
348                             <input type="text" class="form-control"
349                                 value="{{ $vehicle->pivot->class }}" name="
350                                 class []">
351                         </td>
352                         <td>
353                             <input type="text" class="form-control"
354                                 value="{{ $vehicle->pivot->fuel }}" name="
355                                 fuel []">
356                         </td>
357                         <td>
358                             <input type="text" class="form-control"
359                                 value="{{ $vehicle->pivot->cash }}" name="
360                                 cash []">
361                         </td>
362                         <td>
363                             <input type="text" class="form-control"
364                                 value="{{ $vehicle->pivot->freight }}"
365                                 name="freight []">
366                         </td>
367                         <td>
368                             <input type="text" class="form-control"
369                                 value="{{ $vehicle->pivot->broker_name }}"
370                                 name="broker_name []">
371                         </td>
372                     </tr>
373                 </tbody>
374             </table>
375         </form>
376     </div>
377 </div>

```

```

356         name="broker_name []">
357     </td>
358     <td>
359         <input type="text" class="form-control"
360             value="{{ $vehicle->pivot->bkr_memo_no }}"
361             name="bkr_memo_no []">
362     </td>
363     <td>
364         <input type="text" class="form-control"
365             value="{{ $vehicle->pivot->from }}" name="
366             from_location []">
367     </td>
368     <td>
369         <input type="text" class="form-control"
370             value="{{ $vehicle->pivot->to }}" name="
371             to_location []">
372     </td>
373     <td>
374         <input type="text" class="form-control"
375             value="" name="return []">
376     </td>
377 </tr>
378 @endforeach
379 </tbody>
380 </table>
381
382 <p><input type="button" class="btn btn-primary btn-cons" id="bt"
383     value="Submit Data" onclick="submit()" /></p>
384 </form>
385 </div>
386 </div>
387 @endsection
388 @extends('traffic_team.base')
389 @section('content')
390 <!-- code for dropdown header -->
391 <div class="card shadow mb-4">
392     <div class="card-header py-3">
393         <h6 class="m-0 font-weight-bold text-primary">Assign Vehicle </h6>
394     </div>
395     <div class="card-body">
396         <div class="table-responsive">
397             <table class="table table-bordered" id="dataTable" width="100%"
398                 >
399                 <thead>
400                     <tr align="center">
401                         <th>Sr.no</th>
402                         <th>Order Id</th>
403                         <th>Client Name</th>
404                         <th>Date</th>
405                         <th>Current Status </th>
406                         <th>Update Status </th>

```

```

407         <tbody>
408
409
410
411
412
413
414
415
416         <tr>
417
418         <?php $a=1 ?>
419         @foreach($AllOrders as $List_item)
420
421
422         <tr>
423         <td align="center">{{$a}}</td>
424         <td align="center"> <a href="/TrafficOrderDetails/{{
425             $List_item->order_id}}">{{$List_item->job_no}}</a></td>
426         <td align="center">{{$List_item->ch_employee}}</td>
427         <td align="center">{{$List_item->date_of_boe}}</td>
428         <td align="center">{{$List_item->status}}
429         <?php $a++ ?>
430         </td>
431         <td align="center" >
432         <a href="/AssignDetails/{{ $List_item->order_id }}"> <input
433             type="button" class="btn btn-primary btn-cons" id="bt"
434             value="Assign"/></a>
435         </td>
436
437         </tr>
438         @endforeach
439
440     </tr>
441
442 </tbody>
443 </table>
444 </div>
445 </div>
446 </div>
447 @endsection
448
449 @extends('traffic_team.base')
450
451 @section('content')
452 <div class="card shadow mb-4">
453     <div class="card-header py-3">
454         <h6 class="m-0 font-weight-bold text-primary">Traffic Completed
455         Orders </h6>
456     </div>
457     <div class="card-body">
458         <div class="table-responsive">
459             <table class="table table-bordered" id="dataTable" width="100%"
460                 cellspacing="0">
461                 <thead>
462                     <tr>

```

```
463         <th>Weight </th>
464         <th>Location </th>
465         <th>Status </th>
466
467     </tr>
468 </thead>
469 <tfoot>
470     <tr>
471         <th>Job Number</th>
472         <th>Client Name</th>
473         <th>Weight </th>
474         <th>Location </th>
475         <th>Status </th>
476     </tr>
477 </tfoot>
478 <tbody>
479
480
481
482
483     @foreach($AllOrders as $List_item)
484     <tr>
485     <td> <a href="/adminorderdetails/{{ $List_item->order_id }}">{{
486         $List_item->job_no }}</a></td>
487     <td>{{ $List_item->client_id }}</td>
488     <td>{{ $List_item->weight }}</td>
489     <td>{{ $List_item->location }}</td>
490     <td>{{ $List_item->status }}</td>
491     </tr>
492     @endforeach
493
494     </tbody>
495 </table>
496 </div>
497 </div>
498 </div>
499
500 @endsection('content')
```

## 6.3 Fleet Department

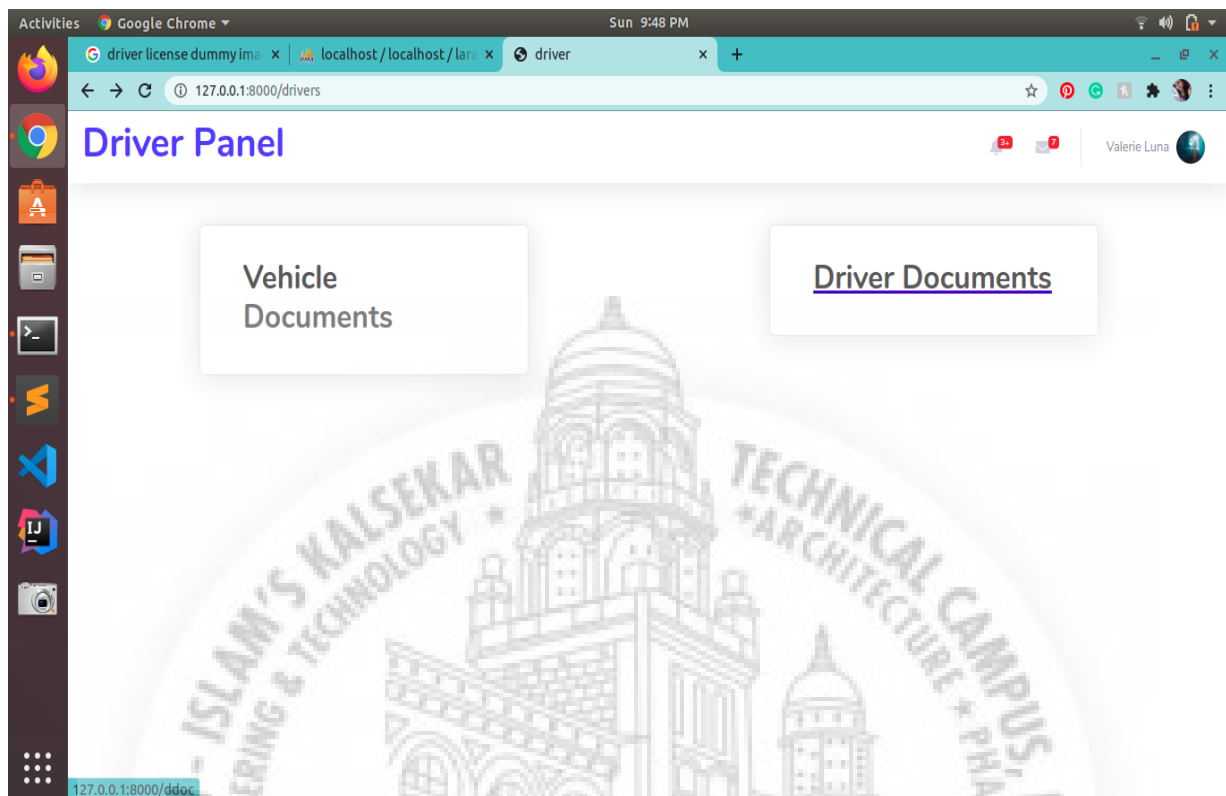


Figure 6.3: Driver Panel

```

1  @extends('driver.base')
2
3  @section('content')
4
5
6  <div class="row py-3">
7      <div class="col">
8          <a class="sidebar-brand d-flex align-items-center justify-content-center" href="vdoc">
9              <div class="card shadow mb-3">
10                 <div class="container py-3">
11
12                     <div class="col py-3">
13                         <div class="col">
14                             <h1 class="h2 mb-1" style="color:#595959"><b>Vehicle Documents
15                                 </b></h1>
16                             <!--
18                             </div>
19
20                         </div>
21
22                     </div>
23                 </div>
24             </a>
25
26         </div>

```

```

26
27     <div class="col">
28     <a class="sidebar-brand d-flex align-items-center justify-
29         content-center" href="ddoc">
30     <div class="card shadow mb-3">
31     <div class="container py-3">
32
33     <div class="col py-3">
34     <div class="col">
35     <h1 class="h2 mb-1" style="color:#595959"><b>Driver Documents
36         </b></h1>
37     </div>
38
39
40     </div>
41 </div>
42 </a>
43
44     </div>
45 </div>
46
47
48
49 @endsection

```

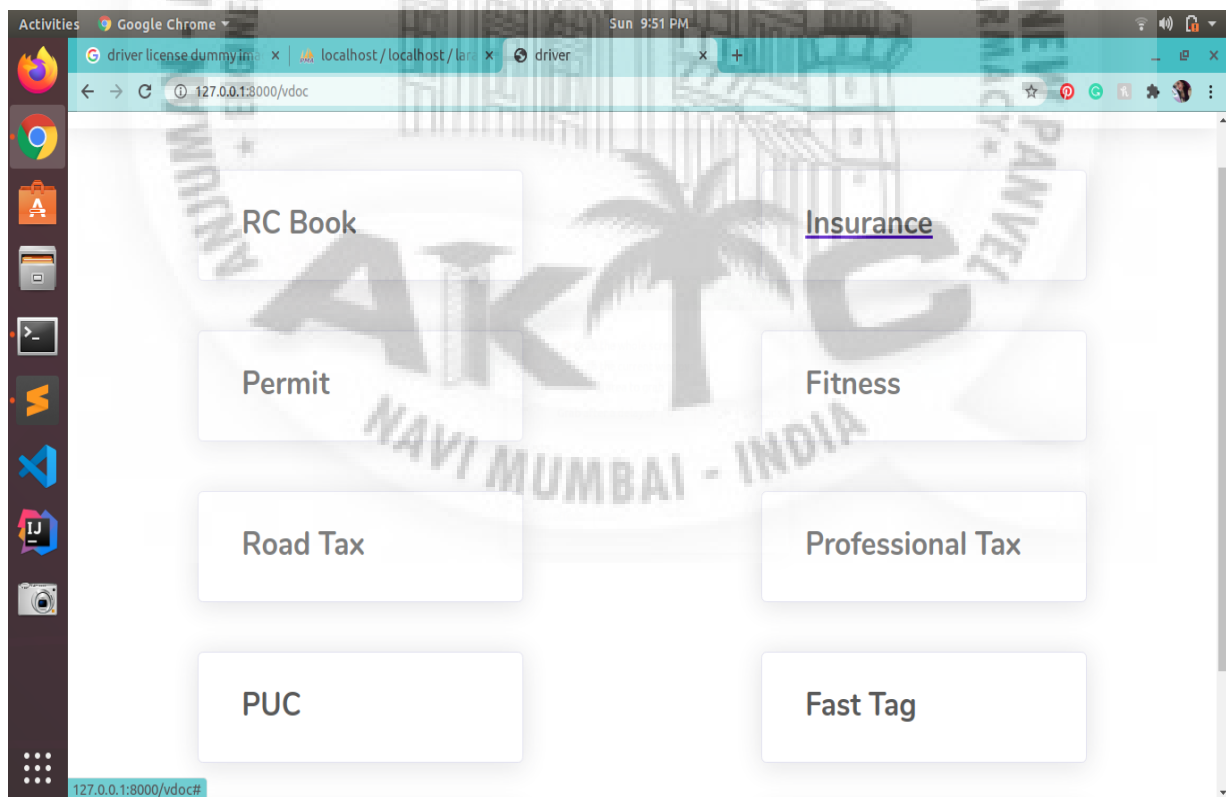


Figure 6.4: Vehicle Panel

```

1 @extends('driver.base')
2

```

```

3 @section('content')
4
5
6 <div class="row py-3">
7     <div class="col">
8         <a class="sidebar-brand d-flex align-items-center justify-
9             content-center" href="#" data-toggle="modal" data-target="
10                #myModal1">
11
12         <div class="card shadow mb-3">
13         <div class="container py-3">
14
15             <div class="col py-3">
16                 <div class="col">
17                     <h1 class="h2 mb-1" style="color:#595959"><b>RC Book</b></h1>
18                     <!---->
20                 </div>
21             </div>
22         </div>
23     </a>
24 </div>
25
26     <div class="col">
27         <a class="sidebar-brand d-flex align-items-center justify-
28             content-center" href="#" data-toggle="modal" data-target="
29                #myModal2">
30         <div class="card shadow mb-3">
31         <div class="container py-3">
32
33             <div class="col py-3">
34                 <div class="col">
35                     <h1 class="h2 mb-1" style="color:#595959"><b>Insurance</b></h1>
36                 </div>
37             </div>
38         </div>
39     </a>
40 </div>
41 </div>
42 </a>
43
44     </div>
45 </div>
46
47     <div class="row py-3">
48         <div class="col">
49             <a class="sidebar-brand d-flex align-items-center justify-
50                 content-center" href="#" data-toggle="modal" data-target="
51                    #myModal3">
52
53             <div class="card shadow mb-3">
54             <div class="container py-3">
55
56                 <div class="col py-3">
57                     <div class="col">
58                         <h1 class="h2 mb-1" style="color:#595959"><b>Permit</b></h1>

```



```

56         <!---->
58             </div>
59
60     </div>
61
62 </div>
63 </div>
64 </a>
65
66 </div>
67
68 <div class="col">
69 <a class="sidebar-brand d-flex align-items-center justify-
70     content-center" href="#" data-toggle="modal" data-target="
71     #myModal4">
72 <div class="card shadow mb-3">
73 <div class="container py-3">
74 <div class="col py-3">
75 <div class="col">
76 <h1 class="h2 mb-1" style="color:#595959"><b>Fitness </b></h1>
77 </div>
78 </div>
79 </div>
80 </div>
81 </div>
82 </div>
83 </a>
84
85 </div>
86 </div>
87
88
89 <div class="row py-3">
90 <div class="col">
91 <a class="sidebar-brand d-flex align-items-center justify-
92     content-center" href="#" data-toggle="modal" data-target="
93     #myModal5">
94 <div class="card shadow mb-3">
95 <div class="container py-3">
96 <div class="col py-3">
97 <div class="col">
98 <h1 class="h2 mb-1" style="color:#595959"><b>Road Tax </b></h1>
99 <!---->
101 </div>
102 </div>
103 </div>
104 </div>
105 </div>
106 </a>
107
108 </div>
109
110 <div class="col">

```

```

111     <a class="sidebar-brand d-flex align-items-center justify-
112         content-center" href="#" data-toggle="modal" data-target="
113         #myModal6">
114     <div class="card shadow mb-3">
115     <div class="container py-3">
116     <div class="col py-3">
117     <div class="col">
118     <h1 class="h2 mb-1" style="color:#595959"><b>Professional Tax
119     </b></h1>
120     </div>
121     </div>
122     </div>
123     </div>
124     </div>
125     </a>
126
127     </div>
128     </div>
129
130     <div class="row py-3">
131     <div class="col">
132     <a class="sidebar-brand d-flex align-items-center justify-
133         content-center" href="#" data-toggle="modal" data-target="
134         #myModal7">
135     <div class="card shadow mb-3">
136     <div class="container py-3">
137     <div class="col py-3">
138     <div class="col">
139     <h1 class="h2 mb-1" style="color:#595959"><b>PUC</b></h1>
140     <!---->
142     </div>
143     </div>
144     </div>
145     </div>
146     </div>
147     </a>
148     </div>
149     </div>
150
151     <div class="col">
152     <a class="sidebar-brand d-flex align-items-center justify-
153         content-center" href="#" data-toggle="modal" data-target="
154         #myModal8">
155     <div class="card shadow mb-3">
156     <div class="container py-3">
157     <div class="col py-3">
158     <div class="col">
159     <h1 class="h2 mb-1" style="color:#595959"><b>Fast Tag</b></h1>
160     </div>
161     </div>
162     </div>
163     </div>

```

```

164         </div>
165     </div>
166 </a>
167
168         </div>
169     </div>
170     <div class="row py-3">
171         <div class="col">
172             <a class="sidebar-brand d-flex align-items-center justify-
                content-center" href="#" data-toggle="modal" data-target="
                #myModal9">
173     <div class="card shadow mb-3">
174     <div class="container py-3">
175
176         <div class="col py-3">
177             <div class="col">
178                 <h1 class="h2 mb-1" style="color:#595959"><b>Speed Governor</b></h1>
179                 <!---->
180             </div>
181         </div>
182     </div>
183
184     </div>
185 </div>
186 </div>
187 </a>
188
189     </div>
190
191     <div class="col">
192     <a class="sidebar-brand d-flex align-items-center justify-
                content-center" href="#" data-toggle="modal" data-target="
                #myModal10">
193     <div class="card shadow mb-3">
194     <div class="container py-3">
195
196         <div class="col py-3">
197             <div class="col">
198                 <h1 class="h2 mb-1" style="color:#595959"><b>Green Tax</b></h1>
199                 </div>
200             </div>
201         </div>
202     </div>
203
204     </div>
205 </div>
206 </a>
207
208     </div>
209 </div>
210
211     <div class="modal" id="myModal1">
212 <div class="modal-dialog">
213     <div class="modal-content">
214
215         <!-- Modal Header -->
216         <div class="modal-header">
217             <h4 class="modal-title">RC book</h4>

```

```

218     <button type="button" class="close" data-dismiss="modal">&times;</
        button>
219   </div>
220
221   <!-- Modal body -->
222   <div class="modal-body">
223     
224   </div>
225
226   <!-- Modal footer -->
227
228
229 </div>
230 </div>
231 </div>
232 <div class="modal" id="myModal2">
233   <div class="modal-dialog">
234     <div class="modal-content">
235
236       <!-- Modal Header -->
237       <div class="modal-header">
238         <h4 class="modal-title">Insuarance </h4>
239         <button type="button" class="close" data-dismiss="modal">&times;</
            button>
240       </div>
241
242       <!-- Modal body -->
243       <div class="modal-body">
244         
245       </div>
246
247       <!-- Modal footer -->
248       \
249     </div>
250   </div>
251 </div>
252 <div class="modal" id="myModal3">
253   <div class="modal-dialog">
254     <div class="modal-content">
255
256       <!-- Modal Header -->
257       <div class="modal-header">
258         <h4 class="modal-title">Permit </h4>
259         <button type="button" class="close" data-dismiss="modal">&times;</
            button>
260       </div>
261
262       <!-- Modal body -->
263       <div class="modal-body">
264         
265       </div>
266
267       <!-- Modal footer -->
268
269
270     </div>
271   </div>
272 </div>

```

```

273 <div class="modal" id="myModal4">
274   <div class="modal-dialog">
275     <div class="modal-content">
276
277       <!-- Modal Header -->
278       <div class="modal-header">
279         <h4 class="modal-title">Fitness </h4>
280         <button type="button" class="close" data-dismiss="modal">&times;</
           button>
281       </div>
282
283       <!-- Modal body -->
284       <div class="modal-body">
285         
286       </div>
287
288       <!-- Modal footer -->
289
290
291     </div>
292   </div>
293 </div>
294 <div class="modal" id="myModal5">
295   <div class="modal-dialog">
296     <div class="modal-content">
297
298       <!-- Modal Header -->
299       <div class="modal-header">
300         <h4 class="modal-title">Road Tax </h4>
301         <button type="button" class="close" data-dismiss="modal">&times;</
           button>
302       </div>
303
304       <!-- Modal body -->
305       <div class="modal-body">
306         
307       </div>
308
309       <!-- Modal footer -->
310       </div>
311     </div>
312   </div>
313 </div>
314 <div class="modal" id="myModal6">
315   <div class="modal-dialog">
316     <div class="modal-content">
317
318       <!-- Modal Header -->
319       <div class="modal-header">
320         <h4 class="modal-title">Professional Tax </h4>
321         <button type="button" class="close" data-dismiss="modal">&times;</
           button>
322       </div>
323
324       <!-- Modal body -->
325       <div class="modal-body">
326         
327       </div>

```

```

328     <!-- Modal footer -->
329
330
331     </div>
332 </div>
333 </div>
334 <div class="modal" id="myModal7">
335     <div class="modal-dialog">
336         <div class="modal-content">
337
338             <!-- Modal Header -->
339             <div class="modal-header">
340                 <h4 class="modal-title">PUC</h4>
341                 <button type="button" class="close" data-dismiss="modal">&times;</
                    button>
342             </div>
343
344             <!-- Modal body -->
345             <div class="modal-body">
346                 
347             </div>
348
349             <!-- Modal footer -->
350
351         </div>
352     </div>
353 </div>
354 <div class="modal" id="myModal8">
355     <div class="modal-dialog">
356         <div class="modal-content">
357
358             <!-- Modal Header -->
359             <div class="modal-header">
360                 <h4 class="modal-title">Fast Tag</h4>
361                 <button type="button" class="close" data-dismiss="modal">&times;</
                    button>
362             </div>
363
364             <!-- Modal body -->
365             <div class="modal-body">
366                 
367             </div>
368
369             <!-- Modal footer -->
370
371         </div>
372     </div>
373 </div>
374 </div>
375 <div class="modal" id="myModal">
376     <div class="modal-dialog">
377         <div class="modal-content">
378
379             <!-- Modal Header -->
380             <div class="modal-header">
381                 <h4 class="modal-title">Speed Governor</h4>
382                 <button type="button" class="close" data-dismiss="modal">&times;</
                    button>
383             </div>

```

```

384
385     <!-- Modal body -->
386     <div class="modal-body">
387     
389     </div>
390
391     <!-- Modal footer -->
392
393 </div>
394 </div>
395 </div>
396
397 <div class="modal" id="myModal10">
398     <div class="modal-dialog">
399     <div class="modal-content">
400
401         <!-- Modal Header -->
402         <div class="modal-header">
403             <h4 class="modal-title">Green Tax</h4>
404             <button type="button" class="close" data-dismiss="modal">&times;</
405                 button>
406         </div>
407
408         <!-- Modal body -->
409         <div class="modal-body">
410         
412         </div>
413
414         <!-- Modal footer -->
415
416     </div>
417 </div>
418 @endsection

```

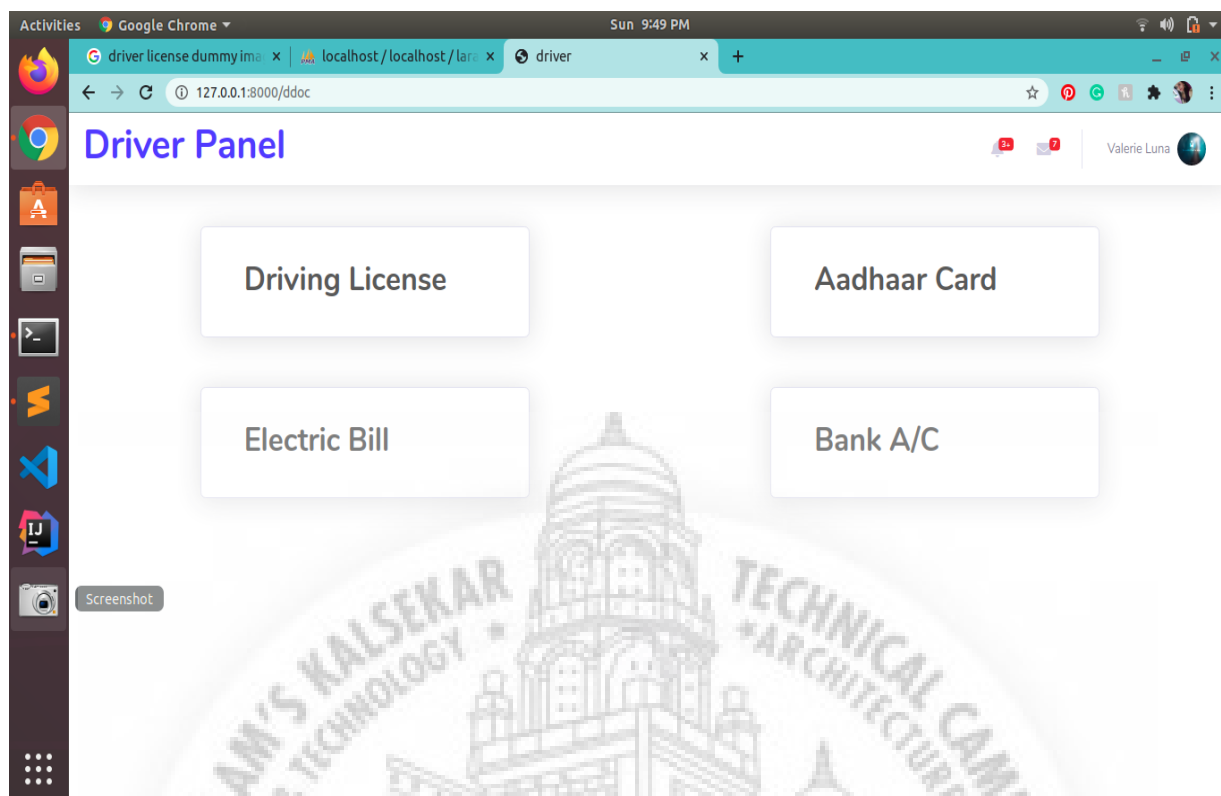


Figure 6.5: Vehicle Panel

```

1  @extends('driver.base')
2
3  @section('content')
4
5
6  <div class="row py-3">
7      <div class="col">
8          <a class="sidebar-brand d-flex align-items-center justify-
9              content-center" href="#" data-toggle="modal" data-target="
10                 #myModall">
11              <div class="card shadow mb-3">
12                  <div class="container py-3">
13
14                      <div class="col py-3">
15                          <div class="col">
16                              <h1 class="h2 mb-1" style="color:#595959"><b>Driving License </
17                                  b></h1>
18                              <!---->
20                              </div>
21                          </div>
22                      </div>
23                  </div>
24              </a>
25
26          </div>
27
28          <div class="col">
29              <a class="sidebar-brand d-flex align-items-center justify-

```



```

29         content-center" href="#" data-toggle="modal" data-target="
30         #myModal2">
31     <div class="card shadow mb-3">
32 <div class="container py-3">
33
34     <div class="col py-3">
35         <div class="col">
36         <h1 class="h2 mb-1" style="color:#595959"><b>
37         Aadhaar Card
38         </b>
39         </h1>
40         </div>
41
42     </div>
43
44     </div>
45 </a>
46
47     </div>
48 </div>
49
50 <div class="row py-3">
51     <div class="col">
52     <a class="sidebar-brand d-flex align-items-center justify-
53         content-center" href="#" data-toggle="modal" data-target="
54         #myModal3">
55     <div class="card shadow mb-3">
56     <div class="container py-3">
57
58     <div class="col py-3">
59         <div class="col">
60         <h1 class="h2 mb-1" style="color:#595959"><b>Electric Bill</b>
61         </h1>
62         <!--
64         </div>
65     </div>
66 </div>
67 </a>
68
69     </div>
70
71     <div class="col">
72     <a class="sidebar-brand d-flex align-items-center justify-
73         content-center" href="#" data-toggle="modal" data-target="
74         #myModal4">
75     <div class="card shadow mb-3">
76     <div class="container py-3">
77
78     <div class="col py-3">
79         <div class="col">
80         <h1 class="h2 mb-1" style="color:#595959"><b>Bank A/C</b></h1>
81         </div>

```

```

82
83
84         </div>
85     </div>
86 </a>
87
88         </div>
89     </div>
90     <div class="modal" id="myModal1">
91 <div class="modal-dialog">
92     <div class="modal-content">
93
94         <!-- Modal Header -->
95     <div class="modal-header">
96         <h4 class="modal-title">Driving License </h4>
97         <button type="button" class="close" data-dismiss="modal">&times;</
          button>
98     </div>
99
100    <!-- Modal body -->
101    <div class="modal-body">
102        
103    </div>
104
105    <!-- Modal footer -->
106
107
108    </div>
109 </div>
110
111 </div>
112 <div class="modal" id="myModal2">
113     <div class="modal-dialog">
114         <div class="modal-content">
115
116             <!-- Modal Header -->
117             <div class="modal-header">
118                 <h4 class="modal-title">Aadhar Card </h4>
119                 <button type="button" class="close" data-dismiss="modal">&times;</
                  button>
120             </div>
121
122             <!-- Modal body -->
123             <div class="modal-body"><p></p>
124                 
125             </div>
126
127             <!-- Modal footer -->
128
129
130         </div>
131     </div>
132 </div>
133 <div class="modal" id="myModal3">
134     <div class="modal-dialog">
135         <div class="modal-content">
136
137             <!-- Modal Header -->
138             <div class="modal-header">

```

```

139     <h4 class="modal-title">Electric Bill </h4>
140     <button type="button" class="close" data-dismiss="modal">&times;</
        button>
141 </div>
142
143 <!-- Modal body -->
144 <div class="modal-body">
145     
146 </div>
147
148 <!-- Modal footer -->
149
150 </div>
151 </div>
152 </div>
153 <div class="modal" id="myModal4">
154     <div class="modal-dialog">
155         <div class="modal-content">
156
157             <!-- Modal Header -->
158             <div class="modal-header">
159                 <h4 class="modal-title">Bank Account </h4>
160                 <button type="button" class="close" data-dismiss="modal">&times;</
                    button>
161             </div>
162
163             <!-- Modal body -->
164             <div class="modal-body">
165                 
166             </div>
167
168             <!-- Modal footer -->
169
170         </div>
171     </div>
172
173 </div>
174
175 @endsection
176

```

## 6.4 account Department

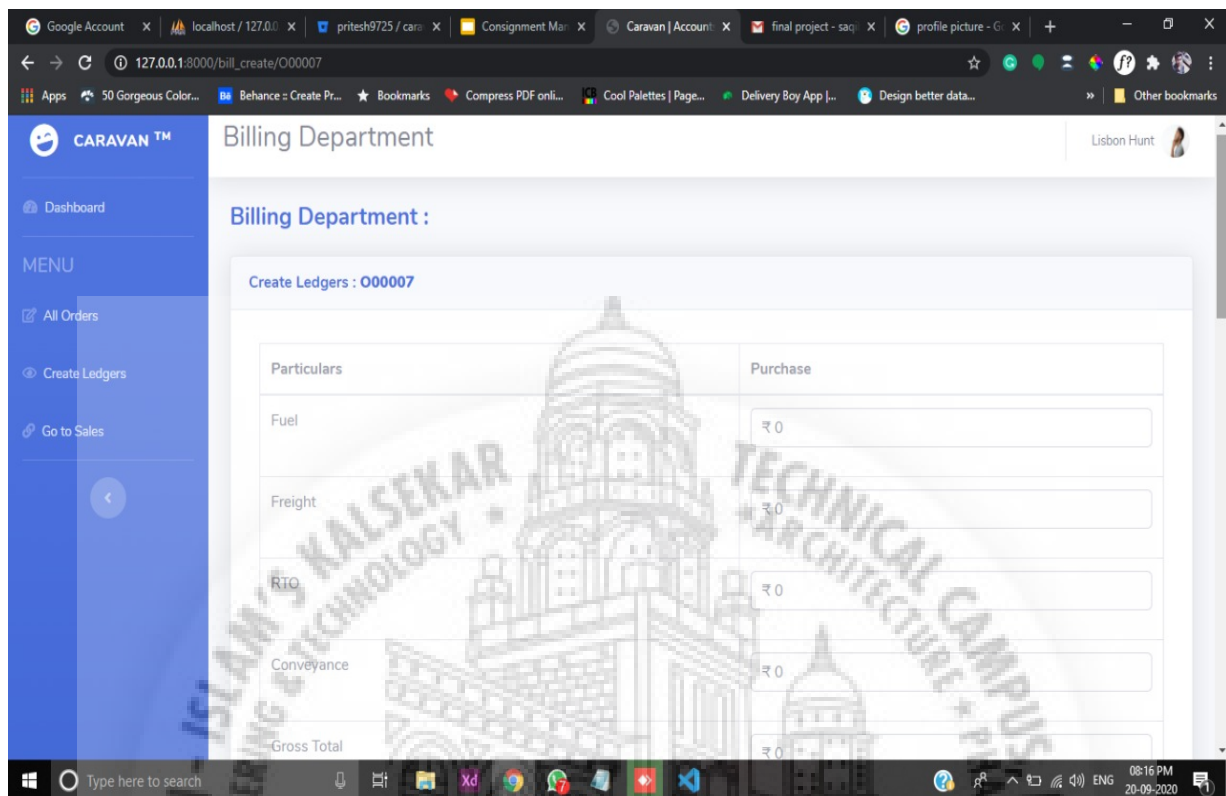


Figure 6.6: Billing

```

1  @extends('Billing.base')
2
3  @section('content')
4
5  <!-- Page Heading -->
6
7  <h1 class="h3 mb-2 text-gray-800"></h1>
8  <h4 class="mb-4 m-0 font-weight-bold text-primary">Billing Department : </h4>
9
10 <form id="ledger_form" class="purchase" action="{{ action('
11     BillingController@store', $order_id)}}" method="POST" enctype="multipart/
12     form-data">
13     {{ csrf_field() }}
14     <div class="card shadow mb-4">
15         <div class="card-header py-3">
16             <h6 class="m-0 font-weight-bold text-primary">Create Ledgers : <strong>{{
17                 request()->route('order_id')}}</strong></a></h6>
18         </div>
19         <div class="card-body">
20             <div class="table-responsive contain">
21                 <table class="table table-bordered" id="dataTable" width="100%"
22                     cellpadding="0">
23                     <thead>
24                         <tr>
25                             <th>Particulars </th>
26                             <th>Purchase </th>
27                         </tr>

```

```

25     </thead>
26     <tfoot>
27         <tr>
28             <th>Total Amount : &#8377 </th>
29             <th id="total_header"></th>
30             <input type="hidden" name="total_amount" id="total" class="form-
31                 control form-control-user" min="0" step=".01" onchange="
32                 Calculateprice ()">
33         </tr>
34         <tr>
35             <th rowspan="1">Goods And Services Tax (GST) :</th>
36             <th>
37                 <label id="check"> RCM </label>
38                 <input type="checkbox" name="rcm" value="1" id="hide" onclick="
39                 hideshow ()" checked>
40             </th>
41         </tr>
42         <tr id="row1" style="display:none;">
43             <td>Cgst </td>
44             <td>
45                 <div class="form-group">
46                     <input type="number" class="form-control form-control-user"
47                         value="0" name="cgst" min="0" step=".01" max="100"
48                         onchange="Calculateprice ()" id="cgst" placeholder="&#8377
49                         0" pattern="[0-9]{1,}" required>
50                 </div>
51             </td>
52         </tr>
53         <tr id="row2" style="display:none;" >
54             <td>Sgst </td>
55             <td>
56                 <div class="form-group">
57                     <input type="number" name="sgst" class="form-control form-
58                         control-user" value="0" min="0" step=".01" max="100"
59                         onchange="Calculateprice ()" id="sgst" placeholder="&#8377
60                         0" pattern="[0-9]{1,}" required>
61                 </div>
62             </td>
63         </tr>
64         <tr id="row3" style="display:none;" >
65             <td>Igst </td>
66             <td>
67                 <div class="form-group">
68                     <input type="number" class="form-control form-control-user"
69                         value="0" min="0" step=".01" max="100" name="igst"
70                         onchange="Calculateprice ()" id="igst" placeholder="&#8377
71                         0" pattern="[0-9]{1,}" required>
72                 </div>
73             </td>
74         </tr>
75         <tr>
76             <th id="content">Total Taxable Amount : &#8377</th>
77             <th id="final_price" ></th>
78             <input type="hidden" name="taxable_amount" id="taxable" class="
79                 form-control form-control-user" min="0" step=".01" onchange="
80                 Calculateprice ()">
81         </tr>
82         <tr>
83             <th colspan="2"><button id="submit_button" type="submit" class="
84                 btn btn-primary btn-block submit">Submit </button ></th>
85         </tr>

```

```

71     </tfoot>
72
73     <tbody>
74         <tr>
75             <td>Fuel </td>
76             <td>
77                 <div class="form-group">
78                     <input type="number" class="form-control form-control-user"
79                         min="0" step=".01" name="fuel" id="atr1" placeholder="
80                         &#8377 0" pattern="[0-9]{1,}" onchange="Calculateprice()"
81                         required>
82                 </div>
83             </td>
84         </tr>
85         <tr>
86             <td>Freight </td>
87             <td>
88                 <div class="form-group">
89                     <input type="number" class="form-control form-control-user"
90                         min="0" step=".01" name="freight" id="atr2" placeholder="
91                         &#8377 0" pattern="[0-9]{1,}" onchange="Calculateprice()"
92                         required>
93                 </div>
94             </td>
95         </tr>
96         <tr>
97             <td>RTO</td>
98             <td>
99                 <div class="form-group">
100                     <input type="number" class="form-control form-control-user"
101                         min="0" step=".01" name="rto" id="atr3" placeholder="
102                         &#8377 0" pattern="[0-9]{1,}" onchange="Calculateprice()"
103                         required>
104                 </div>
105             </td>
106         </tr>
107         <tr>
108             <td>Conveyance </td>
109             <td>
110                 <div class="form-group">
111                     <input type="number" class="form-control form-control-user"
112                         min="0" step=".01" name="conveyance" id="atr4"
113                         placeholder="&#8377 0" pattern="[0-9]{1,}" onchange="
114                         Calculateprice()" required>
115                 </div>
116             </td>
117         </tr>
118         <tr>
119             <td>Gross Total </td>
120             <td>
121                 <div class="form-group">
122                     <input type="number" class="form-control form-control-user"
123                         min="0" step=".01" name="gross_total" id="atr5"
124                         placeholder="&#8377 0" pattern="[0-9]{1,}" onchange="
125                         Calculateprice()" required>
126                 </div>
127             </td>
128         </tr>
129         <tr>
130             <td>DPD</td>
131             <td>

```

```
117     <div class="form-group">
118         <input type="number" class="form-control form-control-user"
            min="0" step=".01" name="dpd" id="atr6" placeholder="
            &#8377 0" pattern="[0-9]{1,}" onchange="Calculateprice ()"
            required>
119     </div>
120 </td>
121 </tr>
122 <tr>
123 <td>Empty Container </td>
124 <td>
125     <div class="form-group">
126         <input type="number" class="form-control form-control-user"
            min="0" step=".01" name="empty_container" id="atr7"
            placeholder="&#8377 0" pattern="[0-9]{1,}" onchange="
            Calculateprice ()" required>
127     </div>
128 </td>
129 </tr>
130 <tr>
131 <td>Warai </td>
132 <td>
133     <div class="form-group">
134         <input type="number" class="form-control form-control-user"
            min="0" step=".01" name="warai" id="atr8" placeholder="
            &#8377 0" pattern="[0-9]{1,}" onchange="Calculateprice ()"
            required>
135     </div>
136 </td>
137 </tr>
138 <tr>
139 <td>Detention </td>
140 <td>
141     <div class="form-group">
142         <input type="number" class="form-control form-control-user"
            min="0" step=".01" name="detention" id="atr9"
            placeholder="&#8377 0" pattern="[0-9]{1,}" onchange="
            Calculateprice ()" required>
143     </div>
144 </td>
145 </tr>
146 <tr>
147 <td>Loading </td>
148 <td>
149     <div class="form-group">
150         <input type="number" class="form-control form-control-user"
            min="0" step=".01" name="loading" id="atr10" placeholder
            ="&#8377 0" pattern="[0-9]{1,}" onchange="Calculateprice ()"
            required>
151     </div>
152 </td>
153 </tr>
154 <tr>
155 <td>UnLoading </td>
156 <td>
157     <div class="form-group">
158         <input type="number" class="form-control form-control-user"
            min="0" step=".01" name="unloading" id="atr11"
            placeholder="&#8377 0" pattern="[0-9]{1,}" onchange="
            Calculateprice ()" required>
159     </div>
```

```

160         </td>
161     </tr>
162     <tr>
163         <td>Union </td>
164         <td>
165             <div class="form-group">
166                 <input type="number" class="form-control form-control-user"
167                     min="0" step=".01" name="union" id="atr12" placeholder="
168                     &#8377 0" pattern="[0-9]{1,}" onchange="Calculateprice ()"
169                     required>
170             </div>
171         </td>
172     </tr>
173     <tr>
174         <td>Extra </td>
175         <td>
176             <div class="form-group">
177                 <input type="number" class="form-control form-control-user"
178                     min="0" step=".01" name="extra" id="atr13" placeholder="
179                     &#8377 0" pattern="[0-9]{1,}" onchange="Calculateprice ()"
180                     required>
181             </div>
182         </td>
183     </tr>
184     <tr>
185         <td>Labour </td>
186         <td>
187             <div class="form-group">
188                 <input type="number" class="form-control form-control-user"
189                     min="0" step=".01" name="labour" id="atr14" placeholder="
190                     &#8377 0" pattern="[0-9]{1,}" onchange="Calculateprice ()"
191                     required>
192             </div>
193         </td>
194     </tr>
195     <tr>
196         <td>Toll Expense </td>
197         <td>
198             <div class="form-group">
199                 <input type="number" class="form-control form-control-user"
200                     min="0" step=".01" name="toll_expense" id="atr15"
201                     placeholder="&#8377 0" pattern="[0-9]{1,}" onchange="
202                     Calculateprice ()" required>
203             </div>
204         </td>
205     </tr>
206     <tr>
207         <td>Other Expense </td>
208         <td>
209             <div class="form-group">
210                 <input type="number" class="form-control form-control-user"
211                     min="0" step=".01" name="other_expense" id="atr16"
212                     placeholder="&#8377 0" pattern="[0-9]{1,}" onchange="
213                     Calculateprice ()" required>
214             </div>
215         </td>
216     </tr>
217     <tr>
218         <td>Fast Delivery </td>
219         <td>
220             <div class="form-group">

```



```

206         <input type="number" class="form-control form-control-user"
           min="0" step=".01" name="fast_delivery" id="atr17"
           placeholder="₹0" pattern="[0-9]{1,}" onchange="
           Calculateprice()" required>
207     </div>
208 </td>
209 </tr>
210 <tr>
211     <td>Night Food Expense</td>
212     <td>
213         <div class="form-group">
214             <input type="number" class="form-control form-control-user"
               min="0" step=".01" name="night_food_expense" id="atr18"
               placeholder="₹0" pattern="[0-9]{1,}" onchange="
               Calculateprice()" required>
215         </div>
216     </td>
217 </tr>
218 </tbody>
219 </table>
220 </div>
221 </div>
222 </div>
223 <!-- <input type="hidden" name="total_amount"> -->
224 </form>
225
226
227
228 @endsection
229
230 @section('script')
231 <script src="/js/Calculation.js"></script>
232 <script>
233
234     $('#submit_button').submit(function(event){
235
236         event.preventDefault();
237         var total_amount = $('#total_header').text();
238         var taxable_amount = $('#final_price').text();
239         $('#total').val(total_amount);
240         $('#taxable').val(taxable_amount);
241
242         $('#ledger_form').submit();
243     });
244 </script>
245 @endsection
246
247 @extends('Billing.base')
248
249 @section('content')
250
251 <!-- Page Heading -->
252 <h1 class="h3 mb-2 text-gray-800"></h1>
253 <!-- <h4 class="mb-4 m-0 font-weight-bold text-primary">Billing Department :</h4
   > -->
254
255 <!-- Datables -->
256 <div class="card shadow mb-4">
257     <div class="card-header py-3">
258         <h6 class="m-0 font-weight-bold text-primary">Ledgers Pending !</h6>
259     </div>

```

```

260
261 <div class="card-body">
262   <div class="table-responsive">
263     <table class="table table-bordered" id="dataTable" width="100%"
264       cellspacing="0">
265       <thead>
266         <tr>
267           <th>Order Id</th>
268           <th>Client Name</th>
269           <th>Start Date</th>
270           <th>End Date</th>
271           <th>Actions </th>
272         </tr>
273       </thead>
274       <tbody>
275         @foreach($Data as $row)
276         <tr>
277           <?php
278             $completion_date = explode(" ", $row->completion_date);
279             ?>
280           <td>{{ $row->order_id }}</td>
281           <td>{{ $row->client_name }}</td>
282           <td>{{ $row->order_date }}</td>
283           <td>{{ $completion_date[0] }}</td>
284           <td>
285             <a href="{{ action('BillingController@create', $row->order_id) }}"
286               class="btn btn-primary btn-success" <span class="fas fa-
287                 plus" ></span> Create </a>
288           </td>
289         </tr>
290       @endforeach
291     </tbody>
292   </table>
293 </div>
294 </div>
295 </div>
296
297 </div>
298 <!-- /.container-fluid -->
299
300 </div>
301 <!-- End of Main Content -->
302 @endsection
303
304 @section('script')
305
306 <!-- Page level plugins -->
307 <script src="/vendor/datatables/jquery.dataTables.min.js"></script>
308 <script src="/vendor/datatables/dataTables.bootstrap4.min.js"></script>
309
310 <!-- Page level custom scripts -->
311 <script src="/js/demo/datatables-demo.js"></script>
312 <script src="/bootstrap-dropdown-filter.js"></script>
313
314
315 <script src="/js/calculation.js"></script>
316
317

```

```

318 @endsection
319
320 @extends( 'Billing.base' )
321
322 @section( 'content' )
323
324 <!-- Page Heading -->
325
326 <h1 class="h3 mb-2 text-gray-800"></h1>
327 <!-- <h4 class="mb-4 m-0 font-weight-bold text-primary">Billing Department : </
    h4> -->
328 {{--
329 @if ( $errors->any() )
330 <div class="alert alert-danger">
331     <ul>
332         @foreach ( $errors->all() as $error )
333             <li>{{ $error }}</li>
334         @endforeach
335     </ul>
336 </div>
337 <br />
338 @endif --}}
339
340 <form class="purchase" action="{{ action( 'BillingController@update' , $order_id ) }}"
    method="POST" enctype="multipart/form-data">
341     @method( 'PUT' )
342     @csrf
343     <div class="card shadow mb-4">
344         <div class="card-header py-3">
345             <h6 class="m-0 font-weight-bold text-primary">Edit Ledgers : <strong>{{
                request()->route( 'order_id' ) }}</strong></a></h6>
346         </div>
347
348         <div class="card-body">
349             <div class="table-responsive contain">
350                 <table class="table table-bordered" id="dataTable" width="100%"
                    cellpadding="0">
351                     <thead>
352                         <tr>
353                             <th>Particulars </th>
354                             <th>Purchase </th>
355                         </tr>
356                     </thead>
357                     <tfoot>
358                         <tr>
359                             <th>Total Amount : &#8377 </th>
360                             <th id="total_header"></th>
361                             <input type="number" style="display:none;" name="total_amount" id=
                                "total" class="form-control form-control-user" min="0" step="
                                .01" onchange="Calculateprice()" value="{{ $billing->
                                total_amount }}">
362                         </tr>
363                         <tr>
364                             <th rowspan="1">Goods And Services Tax (GST) :</th>
365                             <th>
                                <label id="check"> RCM </label>
                                <input type="checkbox" name="rcm" value="1" id="hide" onclick="
                                hideshow()" checked value="{{ $billing->rcm }}">
366                             </th>
367                         </tr>
368                     </tfoot>
369                 </table>
370                 <tr id="row1" style="display:none;">

```

```

371     <td>Cgst </td>
372     <td>
373         <div class="form-group">
374             <input type="number" class="form-control form-control-user"
375                 value="{{ $billing ->cgst }}" name="cgst" min="0" step=".01"
376                 max="100" onchange="Calculateprice()" id="cgst"
377                 placeholder="₹ 0">
378         </div>
379     </td>
380 </tr>
381 <tr id="row2" style="display:none;" >
382     <td>Sgst </td>
383     <td>
384         <div class="form-group">
385             <input type="number" name="sgst" class="form-control form-
386                 control-user" value="{{ $billing ->sgst }}" min="0" step="
387                 .01" max="100" onchange="Calculateprice()" id="sgst"
388                 placeholder="₹ 0" pattern="[0-9]{1,}" required>
389         </div>
390     </td>
391 </tr>
392 <tr id="row3" style="display:none;" >
393     <td>Igst </td>
394     <td>
395         <div class="form-group">
396             <input type="number" class="form-control form-control-user"
397                 value="{{ $billing ->igst }}" min="0" step=".001" max="100"
398                 name="igst" onchange="Calculateprice()" id="igst"
399                 placeholder="₹ 0" pattern="[0-9]{1,}" required>
400         </div>
401     </td>
402 </tr>
403 <tr>
404     <th id="content">Total Taxable Amount : ₹</th>
405     <th id="final_price" > </th>
406     <input type="number" value="{{ $billing ->taxable_amount }}" style=
407         "display:none;" id="taxable" name="taxable_amount" class="
408         form-control form-control-user" min="0" step=".01" onchange
409         ="Calculateprice()" pattern="[0-9]{1,}" required>
410 </tr>
411 <tr>
412     <th colspan="2"><button type="submit" class="btn btn-primary btn-
413         block submit">Submit</button></th>
414 </tr>
415 </tfoot>
</tbody>
<tr>
<td>Fuel </td>
<td>
<div class="form-group">
<input type="number" value="{{ $billing ->fuel }}" class="form-
control form-control-user" min="0" step=".01" name="fuel"
id="atr1" placeholder="₹ 0" pattern="[0-9]{1,}"
onchange="Calculateprice()" required>
</div>
</td>
</tr>
<tr>
<td>Freight </td>
<td>

```

```

416     <div class="form-group">
417         <input type="number" class="form-control form-control-user"
            value="{{ $billing ->freight }}" min="0" step=".01" name="
            freight" id="atr2" placeholder="&#8377 0" pattern="
            [0-9]{1,}" onchange="Calculateprice()" required>
418     </div>
419 </td>
420 </tr>
421 <tr>
422     <td>RTO</td>
423     <td>
424         <div class="form-group">
425             <input type="number" class="form-control form-control-user"
                value="{{ $billing ->rto }}" min="0" step=".01" name="rto" id
                ="atr3" placeholder="&#8377 0" pattern="[0-9]{1,}"
                onchange="Calculateprice()" required>
426         </div>
427     </td>
428 </tr>
429 <tr>
430     <td>Conveyance</td>
431     <td>
432         <div class="form-group">
433             <input type="number" class="form-control form-control-user"
                value="{{ $billing ->conveyance }}" min="0" step=".01" name=
                "conveyance" id="atr4" placeholder="&#8377 0" pattern="
                [0-9]{1,}" onchange="Calculateprice()" required>
434         </div>
435     </td>
436 </tr>
437 <tr>
438     <td>Gross Total</td>
439     <td>
440         <div class="form-group">
441             <input type="number" class="form-control form-control-user"
                value="{{ $billing ->gross_total }}" min="0" step=".01" name
                ="gross_total" id="atr5" placeholder="&#8377 0" pattern="
                [0-9]{1,}" onchange="Calculateprice()" required>
442         </div>
443     </td>
444 </tr>
445 <tr>
446     <td>DPD</td>
447     <td>
448         <div class="form-group">
449             <input type="number" class="form-control form-control-user"
                value="{{ $billing ->dpd_c }}" min="0" step=".01" name="dpd
                " id="atr6" placeholder="&#8377 0" pattern="[0-9]{1,}"
                onchange="Calculateprice()" required>
450         </div>
451     </td>
452 </tr>
453 <tr>
454     <td>Empty Container</td>
455     <td>
456         <div class="form-group">
457             <input type="number" class="form-control form-control-user"
                value="{{ $billing ->empty_container }}" min="0" step=".01"
                name="empty_container" id="atr7" placeholder="&#8377 0"
                pattern="[0-9]{1,}" onchange="Calculateprice()" required>
458         </div>

```

```

459     </td>
460 </tr>
461 <tr>
462   <td>Warai </td>
463   <td>
464     <div class="form-group">
465       <input type="number" class="form-control form-control-user"
         value="{{ $billing ->warai_c }}" min="0" step=".01" name="
         warai" id="atr8" placeholder="₹ 0" pattern="
         [0-9]{1,}" onchange="Calculateprice()" required>
466     </div>
467   </td>
468 </tr>
469 <tr>
470   <td>Detention </td>
471   <td>
472     <div class="form-group">
473       <input type="number" class="form-control form-control-user"
         value="{{ $billing ->detention_c }}" min="0" step=".01" name="
         =detention" id="atr9" placeholder="₹ 0" pattern="
         [0-9]{1,}" onchange="Calculateprice()" required>
474     </div>
475   </td>
476 </tr>
477 <tr>
478   <td>Loading </td>
479   <td>
480     <div class="form-group">
481       <input type="number" class="form-control form-control-user"
         value="{{ $billing ->loading_c }}" min="0" step=".01" name="
         loading" id="atr10" placeholder="₹ 0" pattern="
         [0-9]{1,}" onchange="Calculateprice()" required>
482     </div>
483   </td>
484 </tr>
485 <tr>
486   <td>UnLoading </td>
487   <td>
488     <div class="form-group">
489       <input type="number" class="form-control form-control-user"
         value="{{ $billing ->unloading_c }}" min="0" step=".01" name="
         =unloading" id="atr11" placeholder="₹ 0" pattern="
         [0-9]{1,}" onchange="Calculateprice()" required>
490     </div>
491   </td>
492 </tr>
493 <tr>
494   <td>Union </td>
495   <td>
496     <div class="form-group">
497       <input type="number" class="form-control form-control-user"
         value="{{ $billing ->union_c }}" min="0" step=".01" name="
         union" id="atr12" placeholder="₹ 0" pattern="
         [0-9]{1,}" onchange="Calculateprice()" required>
498     </div>
499   </td>
500 </tr>
501 <tr>
502   <td>Extra </td>
503   <td>
504     <div class="form-group">

```

```

505         <input type="number" class="form-control form-control-user"
          value="{{ $billing ->extra_c }}" min="0" step=".01" name="
          extra" id="atr13" placeholder="&#8377 0" pattern="
          [0-9]{1,}" onchange="Calculateprice()" required>
506     </div>
507 </td>
508 </tr>
509 <tr>
510     <td>Labour </td>
511     <td>
512         <div class="form-group">
513             <input type="number" class="form-control form-control-user"
              value="{{ $billing ->labour_c }}" min="0" step=".01" name="
              labour" id="atr14" placeholder="&#8377 0" pattern="
              [0-9]{1,}" onchange="Calculateprice()" required>
514         </div>
515     </td>
516 </tr>
517 <tr>
518     <td>Toll Expense </td>
519     <td>
520         <div class="form-group">
521             <input type="number" class="form-control form-control-user"
              value="{{ $billing ->toll_expense }}" min="0" step=".01"
              name="toll_expense" id="atr15" placeholder="&#8377 0"
              pattern="[0-9]{1,}" onchange="Calculateprice()" required>
522         </div>
523     </td>
524 </tr>
525 <tr>
526     <td>Other Expense </td>
527     <td>
528         <div class="form-group">
529             <input type="number" class="form-control form-control-user"
              value="{{ $billing ->other_expense }}" min="0" step=".01"
              name="other_expense" id="atr16" placeholder="&#8377 0"
              pattern="[0-9]{1,}" onchange="Calculateprice()" required>
530         </div>
531     </td>
532 </tr>
533 <tr>
534     <td>Fast Delivery </td>
535     <td>
536         <div class="form-group">
537             <input type="number" class="form-control form-control-user"
              value="{{ $billing ->fast_delivery_c }}" min="0" step=".01"
              name="fast_delivery" id="atr17" placeholder="&#8377 0"
              pattern="[0-9]{1,}" onchange="Calculateprice()" required>
538         </div>
539     </td>
540 </tr>
541 <tr>
542     <td>Night Food Expense </td>
543     <td>
544         <div class="form-group">
545             <input type="number" class="form-control form-control-user"
              value="{{ $billing ->night_fooding_expense }}" min="0" step="
              .01" name="night_food_expense" id="atr18" placeholder="
              &#8377 0" pattern="[0-9]{1,}" onchange="Calculateprice()"
              required>
546         </div>

```

```

547         </td>
548     </tr>
549 </tbody>
550 </table>
551 </div>
552 </div>
553 </div>
554 </form>
555
556
557
558 @endsection
559
560 @section('script')
561 <script src="/js/Calculation.js"></script>
562 @endsection
563
564 @extends('Billing.base')
565
566 @section('content')
567
568 <!-- Page Heading -->
569
570 <h1 class="h3 mb-2 text-gray-800"></h1>
571 <!-- <h4 class="mb-4 m-0 font-weight-bold text-primary">Billing Department : </
572 h4> -->
573
574 <form class="purchase" action="{{ action('BillingController@index', $order_id) }}"
575 method="POST" enctype="multipart/form-data">
576     {{ csrf_field() }}
577     <div class="card shadow mb-4">
578         <div class="card-header py-3">
579             <h6 class="m-0 font-weight-bold text-primary">View Ledger : <strong><input
580 type="hidden" name="order_id">{{ request()->route('order_id')}}</
581 strong></a></h6>
582         </div>
583         <div class="card-body">
584             <div class="table-responsive contain">
585                 <table class="table table-bordered" id="dataTable" width="100%"
586                 cellspacing="0">
587                     <thead>
588                         <tr>
589                             <th>Particulars </th>
590                             <th>Purchase </th>
591                         </tr>
592                     </thead>
593
594                     @foreach($Data as $row)
595                         <tfoot>
596                             <tr>
597                                 <th>Total Amount : &#8377 </th>
598                                 <th>{{ $row->total_amount }}</th>
599                             </tr>
600                             <tr>
601                                 <th rowspan="1">Goods And Services Tax (GST) :</th>
602                                 <th>
603                                     <label id="check"> RCM :</label>
604                                     @if($row->rcm == '0')
605                                         {{ "No" }}
606                                     @else

```



```

603         {{ "Yes" }}
604     @endif
605     </th>
606 </tr>
607 <tr>
608     <td>Cgst </td>
609     <td>{{ $row->cgst }}</td>
610 </tr>
611 <tr>
612     <td>Sgst </td>
613     <td>{{ $row->sgst }}</td>
614 </tr>
615 <tr>
616     <td>Igst </td>
617     <td>{{ $row->igst }}</td>
618 </tr>
619 <tr>
620     <th id="content">Total Taxable Amount : &#8377</th>
621     <th id="final_price">{{ $row->taxable_amount }}</th>
622 </tr>
623 <tr>
624     <th colspan="2"><a href="/bill_view" class="btn btn-primary btn-
        block submit final"> Close </a></th>
625 </tr>
626 </tfoot>
627
628 <tbody>
629 <tr>
630     <td>Fuel </td>
631     <td>{{ $row->fuel }}</td>
632 </tr>
633 <tr>
634     <td>Freight </td>
635     <td>{{ $row->freight }}</td>
636 </tr>
637 <tr>
638     <td>RTO</td>
639     <td>{{ $row->rto }}</td>
640 </tr>
641 <tr>
642     <td>Conveyance </td>
643     <td>{{ $row->conveyance }}</td>
644 </tr>
645 <tr>
646     <td>Gross Total </td>
647     <td>{{ $row->gross_total }}</td>
648 </tr>
649 <tr>
650     <td>DPD</td>
651     <td>{{ $row->dpd_c }}</td>
652 </tr>
653 <tr>
654     <td>Empty Container </td>
655     <td>{{ $row->empty_container }}</td>
656 </tr>
657 <tr>
658     <td>Warai </td>
659     <td>{{ $row->warai_c }}</td>
660 </tr>
661 <tr>
662     <td>Detention </td>

```

```

663         <td>{{ $row->detention_c }}</td>
664     </tr>
665     <tr>
666         <td>Loading </td>
667         <td>{{ $row->loading_c }}</td>
668     </tr>
669     <tr>
670         <td>UnLoading </td>
671         <td>{{ $row->unloading_c }}</td>
672     </tr>
673     <tr>
674         <td>Union </td>
675         <td>{{ $row->union_c }}</td>
676     </tr>
677     <tr>
678         <td>Extra </td>
679         <td>{{ $row->extra_c }}</td>
680     </tr>
681     <tr>
682         <td>Labour </td>
683         <td>{{ $row->labour_c }}</td>
684     </tr>
685     <tr>
686         <td>Toll Expense </td>
687         <td>{{ $row->toll_expense }}</td>
688     </tr>
689     <tr>
690         <td>Other Expense </td>
691         <td>{{ $row->other_expense }}</td>
692     </tr>
693     <tr>
694         <td>Fast Delivery </td>
695         <td>{{ $row->fast_delivery_c }}</td>
696     </tr>
697     <tr>
698         <td>Night Food Expense </td>
699         <td>{{ $row->night_fooding_expense }}</td>
700     </tr>
701 </tbody>
702 @endforeach
703 </table>
704 </div>
705 </div>
706 </div>
707 </form>
708 @endsection
709
710 @section( 'script' )
711     <script src= "/js/Calculation.js"></script>
712 @endsection

```

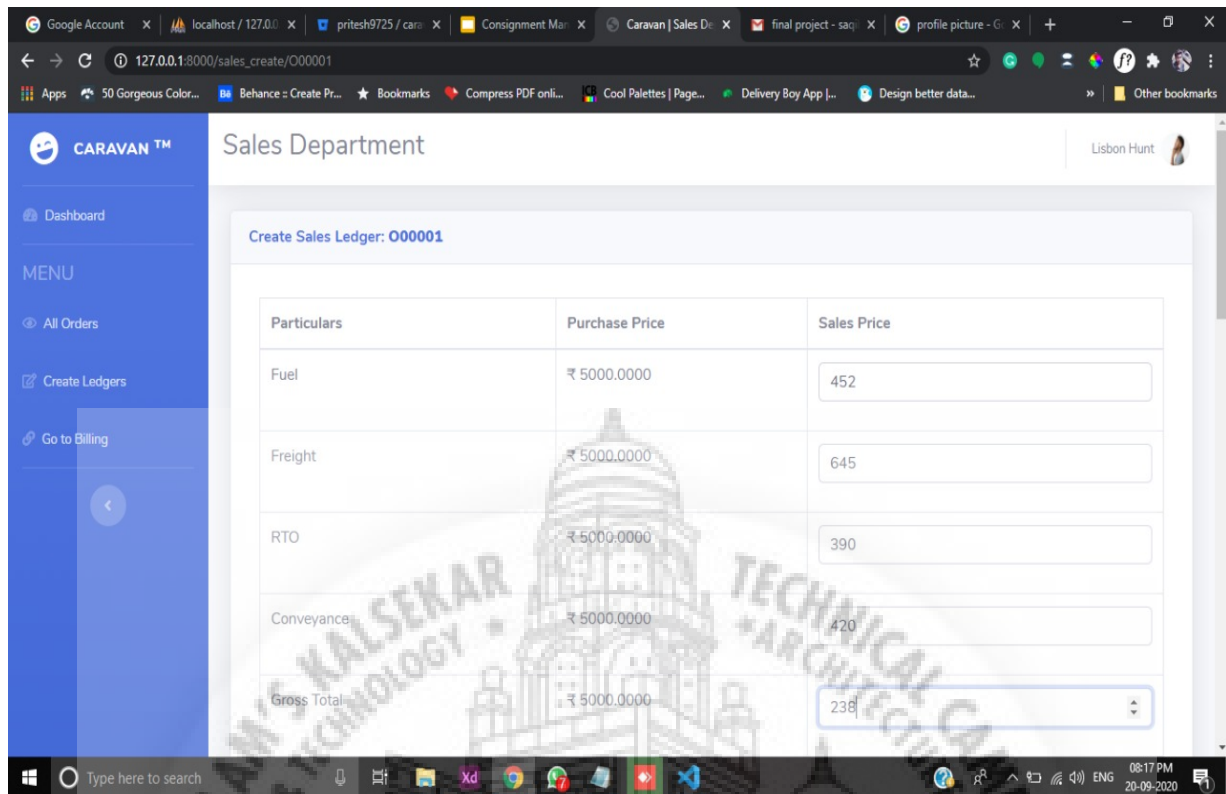


Figure 6.7: Sales

```

1  <!DOCTYPE html>
2  <html lang="en">
3
4  <head>
5
6  <meta charset="utf-8">
7  <meta http-equiv="X-UA-Compatible" content="IE=edge">
8  <meta name="viewport" content="width=device-width, initial-scale=1, shrink-to-
9    fit=no">
10 <meta name="description" content="">
11 <meta name="author" content="">
12 <title>Caravan | Sales Dept.</title>
13
14 <!-- Custom fonts for this template -->
15 <link href="/vendor/fontawesome-free/css/all.min.css" rel="stylesheet" type="
16   text/css">
17 <link href="https://fonts.googleapis.com/css?family=Nunito:200,200i,300,300i
18   ,400,400i,600,600i,700,700i,800,800i,900,900i" rel="stylesheet">
19
20 <!-- Custom styles for this template -->
21 <!-- <link href="css/sb-admin-2.min.css" rel="stylesheet"> -->
22 <link href="/css/sb-admin-2.min.css" rel="stylesheet">
23
24 @yield('css')
25
26 </head>
27
28 <body id="page-top">
29 <!-- Page Wrapper -->
30 <div id="wrapper">

```

```

30
31 <!-- Sidebar -->
32 <ul class="navbar-nav bg-gradient-primary sidebar sidebar-dark accordion" id
    ="accordionSidebar">
33
34 <!-- Sidebar - Brand -->
35 <a class="sidebar-brand d-flex align-items-center justify-content-center"
    href="index.html">
36 <div class="sidebar-brand-icon rotate-n-15">
37 <i class="fas fa-laugh-wink"></i>
38 </div>
39 <div class="sidebar-brand-text mx-3">Caravan <sup>TM</sup></div>
40 </a>
41
42 <!-- Divider -->
43 <hr class="sidebar-divider my-0">
44
45 <!-- Nav Item - Dashboard -->
46 <li class="nav-item">
47 <a class="nav-link" href="/">
48 <i class="fas fa-fw fa-tachometer-alt"></i>
49 <span>Dashboard</span></a>
50 </li>
51 <!-- Divider -->
52 <hr class="sidebar-divider">
53
54 <!-- Heading -->
55 <div class="sidebar-heading">
56 <h5>Menu</h5>
57 </div>
58
59 <!-- Nav Item - Pages Collapse Menu -->
60 <li class="nav-item">
61 <a class="nav-link collapsed" href="/sales" aria-expanded="true" aria-
    controls="collapseTwo">
62 {{-- <i class="fas fa-fw fa-cog"></i> --}}
63 <i class="far fa-eye"></i>
64 <span>All Orders</span>
65 </a>
66 <a class="nav-link collapsed" href="/sales_pending" aria-expanded="true
    " aria-controls="collapseTwo">
67 {{-- <i class="fas fa-fw fa-cog"></i> --}}
68 <i class="far fa-edit"></i>
69 <span>Create Ledgers</span>
70 </a>
71 <a class="nav-link collapsed" href="/billing" aria-expanded="true"
    aria-controls="collapseTwo">
72 {{-- <i class="fas fa-fw fa-cog"></i> --}}
73 <i class="fa fa-link"></i>
74 <span>Go to Billing</span>
75 </a>
76 {{-- <div id="collapseTwo" class="collapse" aria-labelledby="headingTwo"
    data-parent="#accordionSidebar">
77 <div class="bg-white py-2 collapse-inner rounded">
78 </div>
79 </div>
80 </li> --}}
81
82 <!-- Nav Item - Utilities Collapse Menu -->
83 <div id="collapseUtilities" class="collapse" aria-labelledby="
    headingUtilities" data-parent="#accordionSidebar">

```

```

84     <div class="bg-white py-2 collapse-inner rounded">
85     </div>
86 </div>
87 </li>
88
89 <!-- Divider -->
90 <hr class="sidebar-divider">
91
92 <!-- Sidebar Toggler (Sidebar) -->
93 <div class="text-center d-none d-md-inline">
94     <button class="rounded-circle border-0" id="sidebarToggle"></button>
95 </div>
96
97 </ul>
98 <!-- End of Sidebar -->
99
100 <!-- Content Wrapper -->
101 <div id="content-wrapper" class="d-flex flex-column">
102
103     <!-- Main Content -->
104     <div id="content">
105
106         <!-- Topbar -->
107         <nav class="navbar navbar-expand navbar-light bg-white topbar mb-4
108             static-top shadow">
109
110             <div class="text-center"><h3>Sales Department</h3></div>
111
112             <!-- Sidebar Togle (Topbar) -->
113             <button id="sidebarToggleTop" class="btn btn-link d-md-none rounded-
114                 circle mr-3">
115                 <i class="fa fa-bars"></i>
116             </button>
117
118             <!-- Topbar Navbar -->
119             <ul class="navbar-nav ml-auto">
120
121                 <!-- Nav Item - Search Dropdown (Visible Only XS) -->
122                 <li class="nav-item dropdown no-arrow d-sm-none">
123                     <a class="nav-link dropdown-toggle" href="#" id="searchDropdown"
124                         role="button" data-toggle="dropdown" aria-haspopup="true" aria-
125                         expanded="false">
126                         <i class="fas fa-search fa-fw"></i>
127                     </a>
128                     <!-- Dropdown - Messages -->
129                     <div class="dropdown-menu dropdown-menu-right p-3 shadow animated
130                         -grow-in" aria-labelledby="searchDropdown">
131                         <form class="form-inline mr-auto w-100 navbar-search">
132                             <div class="input-group">
133                                 <input type="text" class="form-control bg-light border-0
134                                     small" placeholder="Search for ..." aria-label="Search"
135                                     aria-describedby="basic-addon2">
136                                 <div class="input-group-append">
137                                     <button class="btn btn-primary" type="button">
138                                         <i class="fas fa-search fa-sm"></i>
139                                     </button>
140                                 </div>
141                             </div>
142                         </form>
143                     </div>
144                 </li>

```

```

138
139
140 <div class="topbar-divider d-none d-sm-block"></div>
141
142 <!-- Nav Item - User Information -->
143 <li class="nav-item dropdown no-arrow">
144   <a class="nav-link dropdown-toggle" href="#" id="userDropdown"
145     role="button" data-toggle="dropdown" aria-haspopup="true" aria-
146     -expanded="false">
147     <span class="mr-2 d-none d-lg-inline text-gray-600 small">{{Auth
148       :: user()->name}}</span>
149     
152   </a>
153   <!-- Dropdown - User Information -->
154   <div class="dropdown-menu dropdown-menu-right shadow animated --
155     grow-in" aria-labelledby="userDropdown">
156     <!-- <a class="dropdown-item" href="#">
157       <i class="fas fa-user fa-sm fa-fw mr-2 text-gray-400"></i>
158       Profile
159     </a> -->
160     <!-- <a class="dropdown-item" href="#">
161       <i class="fas fa-cogs fa-sm fa-fw mr-2 text-gray-400"></i>
162       Settings
163     </a>
164     <a class="dropdown-item" href="#">
165       <i class="fas fa-list fa-sm fa-fw mr-2 text-gray-400"></i>
166       Activity Log
167     </a>
168     <div class="dropdown-divider"></div> -->
169     <a class="dropdown-item" href="#" data-toggle="modal" data-
170       target="#logoutModal">
171       <i class="fas fa-sign-out-alt fa-sm fa-fw mr-2 text-gray-400"
172       ></i>
173       Logout
174     </a>
175   </div>
176 </li>
177 </ul>
178 </nav>
179 <!-- End of Topbar -->
180
181 <!-- Begin Page Content -->
182 <div class="container-fluid">
183
184   <!-- Page Heading -->
185   <!-- <h1 class="h3 mb-4 text-gray-800">Sales Dept.</h1> -->
186   @yield('content')
187 </div>
188 <!-- /.container-fluid -->
189
190 </div>
191 <!-- End of Main Content -->
192
193 <!-- Footer -->
194 <footer class="sticky-footer bg-white">
195   <div class="container my-auto">
196     <div class="copyright text-center my-auto">

```

```

191         <span>Copyright &copy; KodeCraft 2019</span>
192     </div>
193 </div>
194 </footer>
195 <!-- End of Footer -->
196
197 </div>
198 <!-- End of Content Wrapper -->
199
200 </div>
201 <!-- End of Page Wrapper -->
202
203 <!-- Scroll to Top Button-->
204 <a class="scroll-to-top rounded" href="#page-top">
205     <i class="fas fa-angle-up"></i>
206 </a>
207
208 <!-- Logout Modal-->
209 <div class="modal fade" id="logoutModal" tabindex="-1" role="dialog" aria-
    labelledby="exampleModalLabel" aria-hidden="true">
210     <div class="modal-dialog" role="document">
211         <div class="modal-content">
212             <div class="modal-header">
213                 <h5 class="modal-title" id="exampleModalLabel">Ready to Leave?</h5>
214                 <button class="close" type="button" data-dismiss="modal" aria-label="
                    Close">
215                     <span aria-hidden="true"> </span>
216                 </button>
217             </div>
218             <div class="modal-body">Select "Logout" below if you are ready to end
                your current session.
219             <form id="logout-form" action="{{ route('logout') }}" method="POST"
                style="display: none;"
220                 @csrf
221             </form>
222             </div>
223             <div class="modal-footer">
224                 <button class="btn btn-secondary" type="button" data-dismiss="modal">
                    Cancel</button>
225                 <a class="btn btn-primary" onclick="event.preventDefault();
                    document.getElementById('logout-form').submit();">Logout</a>
226             </div>
227         </div>
228     </div>
229 </div>
230 </div>
231
232 <!-- Bootstrap core JavaScript-->
233 <script src="/vendor/jquery/jquery.min.js"></script>
234 <script src="/vendor/bootstrap/js/bootstrap.bundle.min.js"></script>
235
236 <!-- Core plugin JavaScript-->
237 <script src="/vendor/jquery-easing/jquery.easing.min.js"></script>
238
239 <!-- Custom scripts for all pages-->
240 <script src="/js/sb-admin-2.min.js"></script>
241
242 <!-- Page level plugins -->
243 <script src="{{ asset('/vendor/datatables/jquery.dataTables.min.js') }}"
    ></script>
244 <script src="/vendor/datatables/dataTables.bootstrap4.min.js"></script>
245

```

```

246     @yield( 'script' )
247
248 </body>
249
250 </html>
251
252 @extends( 'sales.salesBase' )
253
254 @section( 'css' )
255     <!-- Custom styles for this page -->
256     <link href="vendor/datatables/dataTables.bootstrap4.min.css" rel="stylesheet">
257 @endsection()
258
259 @section( 'content' )
260 <!-- DataTales Example -->
261 <div class="card shadow mb-4">
262     <div class="card-header py-3">
263         <h6 class="m-0 font-weight-bold text-primary">All Orders </h6>
264     </div>
265     <div class="card-body">
266         <div class="table-responsive">
267             <table class="table table-bordered" id="dataTable" width="100%"
268                 cellspacing="0">
269                 <thead>
270                     <tr>
271                         <th>Order ID</th>
272                         <th>Client</th>
273                         <th>Start date</th>
274                         <th>Delivery date</th>
275                         <th>Billed</th>
276                         <th>Update</th>
277                     </tr>
278                 </thead>
279                 <tbody>
280                     @foreach( $orders as $order )
281                     <tr>
282                         <td>
283                             <a href="{{ '/sales_view/v/'. $order->order_id }}">{{ $order ->
284                                 order_id }}</a>
285                         </td>
286                         <td>
287                             <?php
288                                 $completion_date = explode(" ", $order->completion_date);
289                                 ?>
290                             <td>{{ $order->client_name }}</td>
291                             <td>{{ $order->created_at -> toDateString() }}</td>
292                             <td>{{ $completion_date[0] }}</td>
293                             <!-- <td>&#8377 170,750</td>
294                             <td>&#8377 320,800</td> -->
295                             <td>
296                                 @if( $order -> billed == 1 )
297                                     <input type="checkbox" checked disabled>
298                                 @else
299                                     <input type="checkbox" disabled>
300                                 @endif
301                             </td>
302                             <td>
303                                 <a href="#" class="btn btn-primary btn-icon-split" data-toggle="
304                                     modal" data-target="#update{{ $order->order_id }}">
305                                     <span class="icon text-white-50">
306                                     <i class="fas fa-check"></i>

```



```

304     </span>
305     <span class="text">Update </span>
306   </a>
307
308   <div class="modal fade" id="update{{ $order->order_id }}"
309     tabindex="-1" role="dialog" aria-labelledby="
310     exampleModalLabel" aria-hidden="true">
311     <div class="modal-dialog" role="document">
312       <div class="modal-content">
313         <div class="modal-header">
314           <h5 class="modal-title" id="exampleModalLabel">Ready
315             to Update?</h5>
316           <button class="close" type="button" data-dismiss="
317             modal" aria-label="Close">
318             <span aria-hidden="true"> </span>
319           </button>
320         </div>
321         <div class="modal-body">Are you sure to "Update" the
322           data {{ $order -> order_id }}?</div>
323         <div class="modal-footer">
324           <button class="btn btn-secondary" type="button" data-
325             dismiss="modal">Cancel </button>
326           <a class="btn btn-primary" href="{{ '/sales_view/u/'.
327             $order->order_id }}">Update </a>
328         </div>
329       </div>
330     </div>
331   </td>
332 </tr>
333 @endforeach
334 </tbody>
335 </table>
336 </div>
337 </div>
338 @endsection
339
340 @section('script')
341 <!-- Page level custom scripts -->
342 <script src="js/demo/datatables-demo.js"></script>
343
344 <!-- Page level plugins -->
345 <script src="vendor/datatables/jquery.dataTables.min.js"></script>
346 <script src="vendor/datatables/dataTables.bootstrap4.min.js"></script>
347 @endsection
348
349 @extends('sales.salesBase')
350
351 @section('css')
352 <!-- Custom styles for this page -->
353 <link href="vendor/datatables/dataTables.bootstrap4.min.css" rel="stylesheet">
354 @endsection()
355
356 @section('content')
357 <!-- DataTales Example -->
358 <div class="card shadow mb-4">
359   <div class="card-header py-3">
360     <h6 class="m-0 font-weight-bold text-primary">Ledgers Pending!</h6>
361   </div>
362   <div class="card-body">

```

```

358 <div class="table-responsive">
359 <table class="table table-bordered" id="dataTable" width="100%"
        cellspacing="0">
360 <thead>
361 <tr>
362 <th>Order ID</th>
363 <th>Client </th>
364 <th>Start date </th>
365 <th>Delivery date </th>
366 <th>Action </th>
367 </tr>
368 </thead>
369 <tbody>
370 @foreach($orders as $order)
371 <tr>
372 <?php
373     $completion_date = explode(' ', $order->completion_date);
374
375     ?>
376 <td>
377     {{ $order -> order_id }}
378 </td>
379 <td>{{ $order->client_name }}</td>
380 <td>{{ $order->created_at ->toDateString() }}</td>
381 <td>{{ $completion_date[0] }}</td>
382 <td>
383 <a href="{{ action('SalesController@create', $order -> order_id) }}"
        class="btn btn-primary btn-success"><span class="fas fa-plus"></
        span> Create </a>
384 </td>
385 </tr>
386 @endforeach
387 <!-- <tr>
388 <td>O0002</td>
389 <td>Garrett Winters</td>
390 <td>2011/07/25</td>
391 <td>2009/01/12</td>
392 </tr -->
393 </tbody>
394 </table>
395 </div>
396 </div>
397 </div>
398
399 @endsection
400
401 @section('script')
402 <!-- Page level custom scripts -->
403 <script src="{{ asset('js/demo/datatables-demo.js') }}"></script>
404
405 <!-- Page level plugins -->
406 <script src="{{ asset('vendor/datatables/jquery.dataTables.min.js') }}"></
        script>
407 <script src="{{ asset('vendor/datatables/dataTables.bootstrap4.min.js') }}"></
        script>
408 @endsection
409
410 @extends('sales.salesBase')
411
412 @section('css')
413 <!-- Custom styles for this page -->

```

```

414 <link href="vendor/datatables/dataTables.bootstrap4.min.css" rel="stylesheet">
415 @endsection()
416
417 @section('content')
418 <!-- DataTales Example -->
419 <div class="card shadow mb-4">
420 <div class="card-header py-3">
421 <h6 class="m-0 font-weight-bold text-primary">Update Sales Ledger: <b>{{
    isset($salesLedger[0]) ? $salesLedger[0] -> order_id : 'OXXXXX'
  }}</b></h6>
422 </div>
423 <div class="card-body">
424 <div class="table-responsive">
425 <table class="table table-bordered" id="dataTable" width="100%"
    cellpadding="0">
426 <!-- <form class="user"> -->
427 <form class="user" action="/s_update" method="POST" enctype="
    multipart/form-data">
428 {{ csrf_field() }}
429 <input type="hidden" name="order_id" value="{{ isset(
    $salesLedger[0]) ? $salesLedger[0] -> order_id : 'OXXXXX'
    }}" />
430 <thead>
431 <tr>
432 <th>Particulars </th>
433 <th>Purchase Price </th>
434 <th>Sales Price </th>
435 </tr>
436 </thead>
437 <tfoot>
438 <tr>
439 <th>Taxable Amount</th>
440 <th>Purchase: &#8377 <span id="purchaseTA">0</span
    ></td>
441 <th>Sales: &#8377 <span id="salesTA">0</span></td>
442 </tr>
443 <tr>
444 <td colspan="3">
445 <label><input type="checkbox" checked name="rcm"
    id="rcm" onChange="rcmModified()" /> RCM</
    label>
446 </td>
447 </tr>
448 <tr style="display:none" class="rcmGst">
449 <td>CGST
450 <input type="text" id="cgst" onChange="
    calculateSTA('cgst')" name="cgst" maxlength=
    "4" value="{{ isset($salesLedger[0]) ?
    $salesLedger[0] -> cgst : '0' }}" style="
    width: 20%" autocomplete="off" required> %
451 </td>
452 <td><span id="pcgst">{{ isset($purchaseLedger[0]) ?
    $purchaseLedger[0] -> cgst : '0' }} %</span></td
    >
453 <td>&#8377 <span id="scgst">0</span></td>
454 </tr>
455 <tr style="display:none" class="rcmGst">
456 <td>SGST
457 <input type="text" id="sgst" onChange="
    calculateSTA('sgst')" name="sgst" maxlength=
    "4" value="{{ isset($salesLedger[0]) ?

```

```

458         $salesLedger[0] -> cgst : '0' }}" style="
459         width: 20%" autocomplete="off" required> %
460     </td>
461     <td><span id="psgst">{{ isset($purchaseLedger[0]) ?
462         $purchaseLedger[0] -> sgst : '0' }}" %</span></td>
463     </td>&#8377 <span id="ssgst">0</span></td>
464 </tr>
465 <tr style="display:none" class="rcmGst">
466 <td>IGST
467     <input type="text" id="igst" onChange="
468         calculateSTA('igst')" name="igst" maxlength=
469         "4" value="{{ isset($salesLedger[0]) ?
470         $salesLedger[0] -> igst : '0' }}" style="
471         width: 20%" autocomplete="off" required> %
472     </td>
473     <td><span id="pigst">{{ isset($purchaseLedger[0]) ?
474         $purchaseLedger[0] -> igst : '0' }}" %</span></td>
475     </td>&#8377 <span id="sigst">0</span></td>
476 </tr>
477 <tr>
478     <th>Total</th>
479     <th>Purchase: &#8377 <span id="totalPP">0</span></td>
480     <th>Sales: &#8377 <span id="totalSP">0</span></td>
481 </tr>
482 <tr>
483     <th>
484         Total Profit: &#8377 <span id="totalProfit">0</
485         span>
486     </th>
487     <th>
488         @php
489         $billed = isset($order[0]) ? $order[0] -> billed :
490         '0';
491         @endphp
492         @if( $billed == 1 )
493             <label><input type="checkbox" name="billed"
494                 checked> Billed </label>
495         @else
496             <label><input type="checkbox" name="billed">
497                 Billed </label>
498         @endif
499     </th>
500     <th><input type="submit" class="btn btn-primary btn-
501         user btn-block" value="Update"/></th>
502 </tr>
503 </tfoot>
504 <tbody>
505 <tr>
506     <td>Fuel</td>
507     <td>&#8377 <span id="p11">{{ isset($purchaseLedger
508         [0]) ? $purchaseLedger[0] -> fuel : '0' }}" %</span>
509     </td>
510     <td>
511         <div class="form-group">
512             <input type="number" class="form-control
513                 form-control-user" id="s11" value="{{
514                 isset($salesLedger[0]) ? $salesLedger[0]
515                 -> fuel : '0' }}" onChange="

```

```

498         calculateSTA ()" name="fuel" pattern="
499         [0-9]{1,}" required>
500     </div>
501 </td>
502 </tr>
503 <tr>
504     <td>Freight </td>
505     <td>&#8377 <span id="p12">{{ isset($purchaseLedger
506         [0]) ? $purchaseLedger[0] -> freight : '0' }}</
507         span></td>
508     <td>
509         <div class="form-group">
510             <input type="number" class="form-control
511                 form-control-user" id="s12" value="{{
512                 isset($salesLedger[0]) ? $salesLedger[0]
513                 -> freight : '0' }}" onChange="
514                 calculateSTA ()" name="freight" pattern="
515                 [0-9]{1,}" required>
516         </div>
517     </td>
518 </tr>
519 <tr>
520     <td>RTO</td>
521     <td>&#8377 <span id="p13">{{ isset($purchaseLedger
522         [0]) ? $purchaseLedger[0] -> rto : '0' }}</span
523     ></td>
524     <td>
525         <div class="form-group">
526             <input type="number" class="form-control
527                 form-control-user" id="s13" value="{{
528                 isset($salesLedger[0]) ? $salesLedger[0]
529                 -> rto : '0' }}" onChange="calculateSTA
530                 ()" name="rto" pattern="[0-9]{1,}"
531                 required>
532         </div>
533     </td>

```

```

534         form-control-user" id="s15" value="{{
535         isset($salesLedger[0]) ? $salesLedger[0]
536         -> gross_total : '0' }}" onChange="
537         calculateSTA()" name="gross_total"
538         pattern="[0-9]{1,}" required>
539     </div>
540 </td>
541 </tr>
542 <tr>
543     <td>DPD</td>
544     <td>&#8377 <span id="p16">{{ isset($purchaseLedger
545     [0]) ? $purchaseLedger[0] -> dpd_c : '0' }}</
546     span></td>
547     <td>
548         <div class="form-group">
549             <input type="number" class="form-control
550             form-control-user" id="s16" value="{{
551             isset($salesLedger[0]) ? $salesLedger[0]
552             -> dpd_c : '0' }}" onChange="
553             calculateSTA()" name="dpd_c" pattern="
554             [0-9]{1,}" required>
555         </div>
556     </td>
557 </tr>
558 <tr>
559     <td>Empty Container</td>
560     <td>&#8377 <span id="p17">{{ isset($purchaseLedger
561     [0]) ? $purchaseLedger[0] -> empty_container :
562     '0' }}</span></td>
563     <td>
564         <div class="form-group">
565             <input type="number" class="form-control
566             form-control-user" id="s17" value="{{
567             isset($salesLedger[0]) ? $salesLedger[0]
568             -> empty_container : '0' }}" onChange="
569             calculateSTA()" name="empty_container"
570             pattern="[0-9]{1,}" required>
571         </div>
572     </td>
573 </tr>
574 <tr>
575     <td>Warai</td>
576     <td>&#8377 <span id="p18">{{ isset($purchaseLedger
577     [0]) ? $purchaseLedger[0] -> warai_c : '0' }}</
578     span></td>
579     <td>
580         <div class="form-group">
581             <input type="number" class="form-control
582             form-control-user" id="s18" value="{{
583             isset($salesLedger[0]) ? $salesLedger[0]
584             -> warai_c : '0' }}" onChange="
585             calculateSTA()" name="warai_c" pattern="
586             [0-9]{1,}" required>
587         </div>
588     </td>
589 </tr>
590 <tr>
591     <td>Detention</td>
592     <td>&#8377 <span id="p19">{{ isset($purchaseLedger
593     [0]) ? $purchaseLedger[0] -> detention_c : '0'
594     }}</span></td>

```

```

567         <td>
568             <div class="form-group">
569                 <input type="number" class="form-control
                    form-control-user" id="s19" value="{{
                    isset($salesLedger[0]) ? $salesLedger[0]
                    -> detention_c : '0' }}" onChange="
                    calculateSTA()" name="detention_c"
                    pattern="[0-9]{1,}" required>
                    </div>
570             </td>
571         </tr>
572     <tr>
573     <tr>
574         <td>Loading </td>
575         <td>&#8377 <span id="p110">{{ isset($purchaseLedger
                    [0]) ? $purchaseLedger[0] -> loading_c : '0'
                    }}</span></td>
576         <td>
577             <div class="form-group">
578                 <input type="number" class="form-control
                    form-control-user" id="s110" value="{{
                    isset($salesLedger[0]) ? $salesLedger[0]
                    -> loading_c : '0' }}" onChange="
                    calculateSTA()" name="loading_c" pattern=
                    "[0-9]{1,}" required>
                    </div>
579             </td>
580         </tr>
581     <tr>
582     <tr>
583         <td>Unloading </td>
584         <td>&#8377 <span id="p111">{{ isset($purchaseLedger
                    [0]) ? $purchaseLedger[0] -> unloading_c : '0'
                    }}</span></td>
585         <td>
586             <div class="form-group">
587                 <input type="number" class="form-control
                    form-control-user" id="s111" value="{{
                    isset($salesLedger[0]) ? $salesLedger[0]
                    -> unloading_c : '0' }}" onChange="
                    calculateSTA()" name="unloading_c"
                    pattern="[0-9]{1,}" required>
                    </div>
588             </td>
589         </tr>
590     <tr>
591     <tr>
592         <td>Union </td>
593         <td>&#8377 <span id="p112">{{ isset($purchaseLedger
                    [0]) ? $purchaseLedger[0] -> union_c : '0' }}</
                    span></td>
594         <td>
595             <div class="form-group">
596                 <input type="number" class="form-control
                    form-control-user" id="s112" value="{{
                    isset($salesLedger[0]) ? $salesLedger[0]
                    -> union_c : '0' }}" onChange="
                    calculateSTA()" name="union_c" pattern="
                    [0-9]{1,}" required>
                    </div>
597             </td>
598         </tr>
599     <tr>
600     <tr>
601         <td>Extra </td>

```

```

602 <td>&#8377 <span id="p113">{{ isset($purchaseLedger
        [0]) ? $purchaseLedger[0] -> extra_c : '0' }}</
        span></td>
603 <td>
604 <div class="form-group">
605 <input type="number" class="form-control
        form-control-user" id="s113" value="{{
        isset($salesLedger[0]) ? $salesLedger[0]
        -> extra_c : '0' }}" onChange="
        calculateSTA()" name="extra_c" pattern="
        [0-9]{1,}" required>
606 </div>
607 </td>
608 </tr>
609 <tr>
610 <td>Labour</td>
611 <td>&#8377 <span id="p114">{{ isset($purchaseLedger
        [0]) ? $purchaseLedger[0] -> labour_c : '0' }}</
        span></td>
612 <td>
613 <div class="form-group">
614 <input type="number" class="form-control
        form-control-user" id="s114" value="{{
        isset($salesLedger[0]) ? $salesLedger[0]
        -> labour_c : '0' }}" onChange="
        calculateSTA()" name="labour_c" pattern="
        [0-9]{1,}" required>
615 </div>
616 </td>
617 </tr>
618 <tr>
619 <td>Toll Expense</td>
620 <td>&#8377 <span id="p115">{{ isset($purchaseLedger
        [0]) ? $purchaseLedger[0] -> toll_expense : '0'
        }}</span></td>
621 <td>
622 <div class="form-group">
623 <input type="number" class="form-control
        form-control-user" id="s115" value="{{
        isset($salesLedger[0]) ? $salesLedger[0]
        -> toll_expense : '0' }}" onChange="
        calculateSTA()" name="toll_expense"
        pattern="[0-9]{1,}" required>
624 </div>
625 </td>
626 </tr>
627 <tr>
628 <td>Fast Delivery</td>
629 <td>&#8377 <span id="p116">{{ isset($purchaseLedger
        [0]) ? $purchaseLedger[0] -> fast_delivery_c : '
        0' }}</span></td>
630 <td>
631 <div class="form-group">
632 <input type="number" class="form-control
        form-control-user" id="s116" value="{{
        isset($salesLedger[0]) ? $salesLedger[0]
        -> fast_delivery_c : '0' }}" onChange="
        calculateSTA()" name="fast_delivery_c"
        pattern="[0-9]{1,}" required>
633 </div>
634 </td>

```



```

635     </tr>
636     <tr>
637         <td>Night Fooding Expense</td>
638         <td>&#8377 <span id="p117">{{ isset($purchaseLedger
        [0]) ? $purchaseLedger[0] ->
        night_fooding_expense : '0' }}</span></td>
639     <td>
640         <div class="form-group">
641             <input type="number" class="form-control
        form-control-user" id="s117" value="{{
        isset($salesLedger[0]) ? $salesLedger[0]
        -> night_fooding_expense : '0' }}"
        onChange="calculateSTA()" name="
        night_fooding_expense" pattern="
        [0-9]{1,}" required>
642         </div>
643     </td>
644 </tr>
645 <tr>
646 <td>Other Expense</td>
647 <td>&#8377 <span id="p118">{{ isset($purchaseLedger
        [0]) ? $purchaseLedger[0] -> other_expense : '0'
        }}</span></td>
648 <td>
649     <div class="form-group">
650         <input type="number" class="form-control
        form-control-user" id="s118" value="{{
        isset($salesLedger[0]) ? $salesLedger[0]
        -> other_expense : '0' }}" onChange="
        calculateSTA()" name="other_expense"
        pattern="[0-9]{1,}" required>
651     </div>
652 </td>
653 </tr>
654 </tbody>
655 </form>
656 </table>
657 </div>
658 </div>
659 </div>
660
661 @endsection
662
663 @section('script')
664 <script src="/js/calculation.js"></script>
665 @endsection

```

# Chapter 7

## System Testing

### 7.1 Test Cases and Test Results

Test ID	Test Case Title	Test Condition	System Behavior	Expected Result
T01	Log In	log-in activities should be successful in the FMS and the server should return a token	web server responded and the tokens were generated successfully	works fine
T02	Freight creation, acceptance, update and view	CS team should create the order and the traffic team should place or update the order	A traffic team were able to view, update and place the order	works fine
T03	Driver and Vehicle	The Fleet department should assign a vehicles to drivers also maintain thier repositories	Fleet department were able to update and view the vehicles and drivers	works fine

### 7.2 Sample of a Test Case

**Title:** Login Page – Authenticate Successfully on FMS log-in page

**Description:** A registered employee should be able to successfully login at FMS.

*Assumption:* a supported browser is being used.


#### Test Steps:

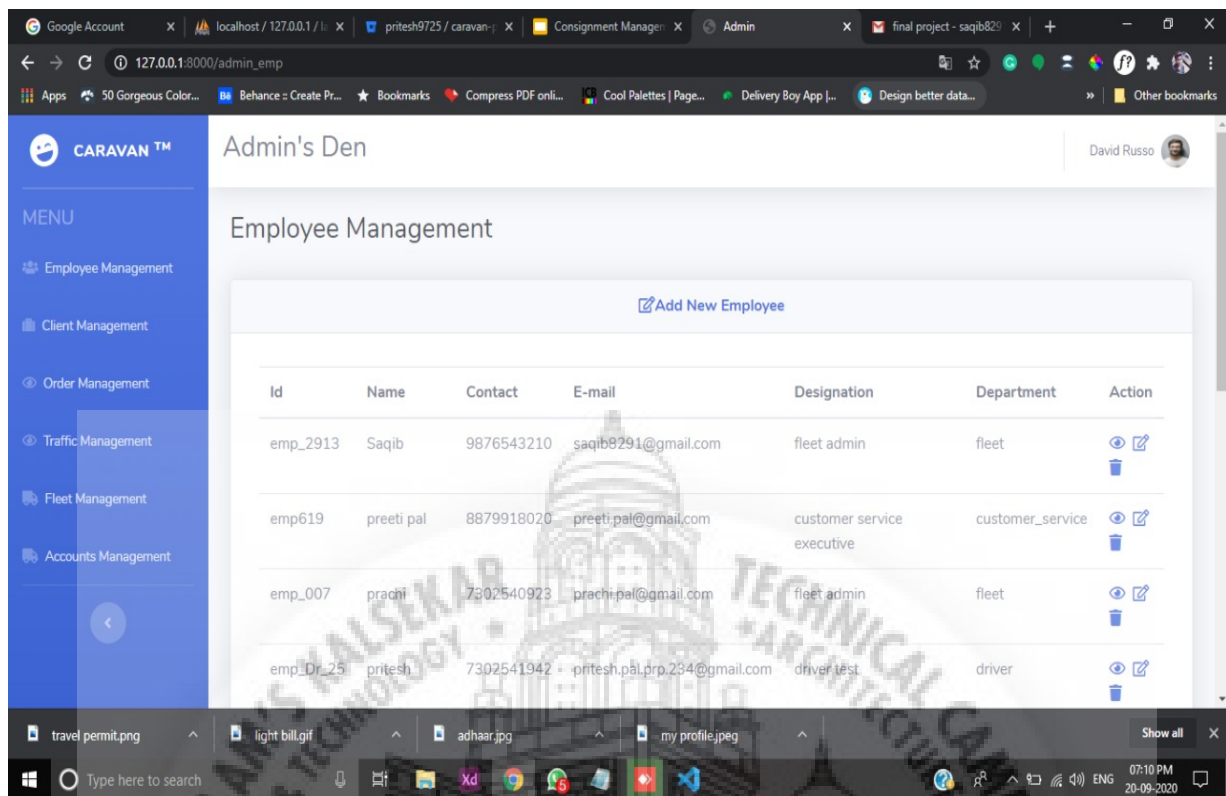
1. Navigate to FMS system

2. In the 'email' field, enter the email of the registered employee.
3. Click the 'Next' button.
4. Enter the password of the registered employee
5. Click 'Sign In'

**Expected Result:** A page displaying the FMS system .

**Actual Result:**






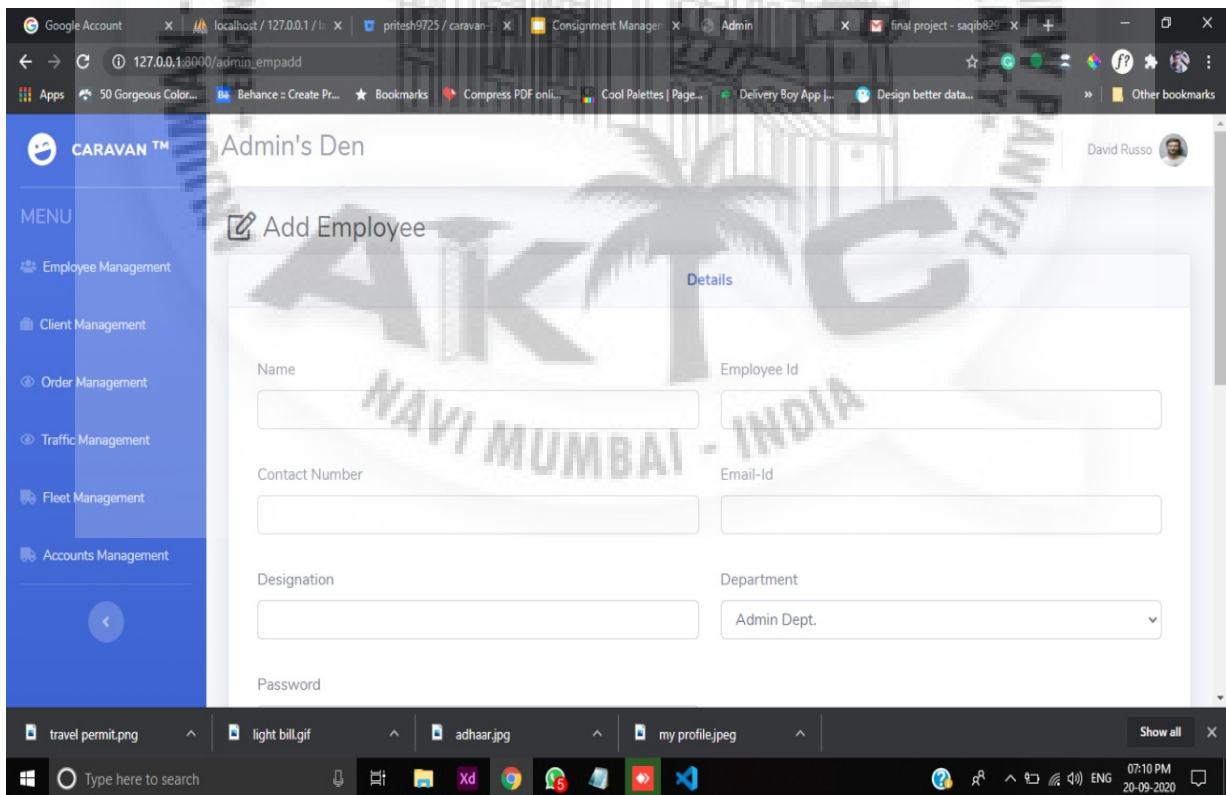
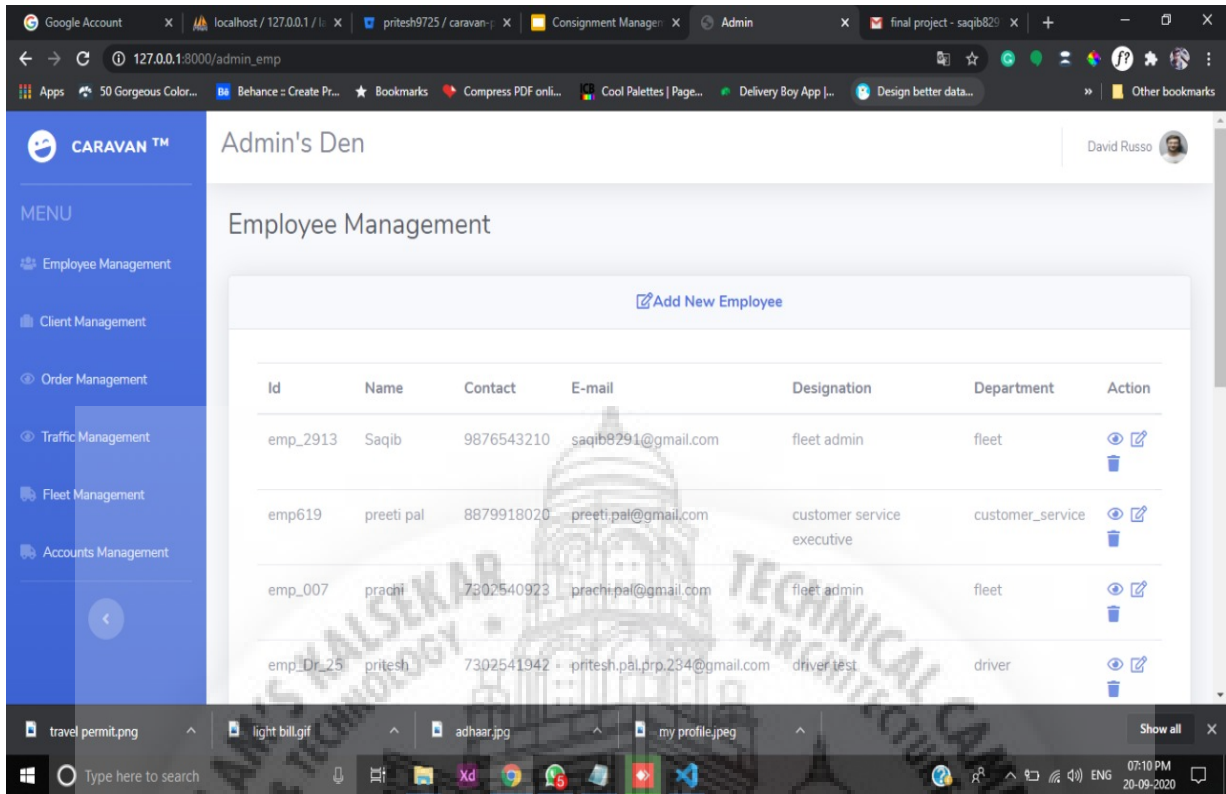
### 7.2.1 Software Quality Attributes

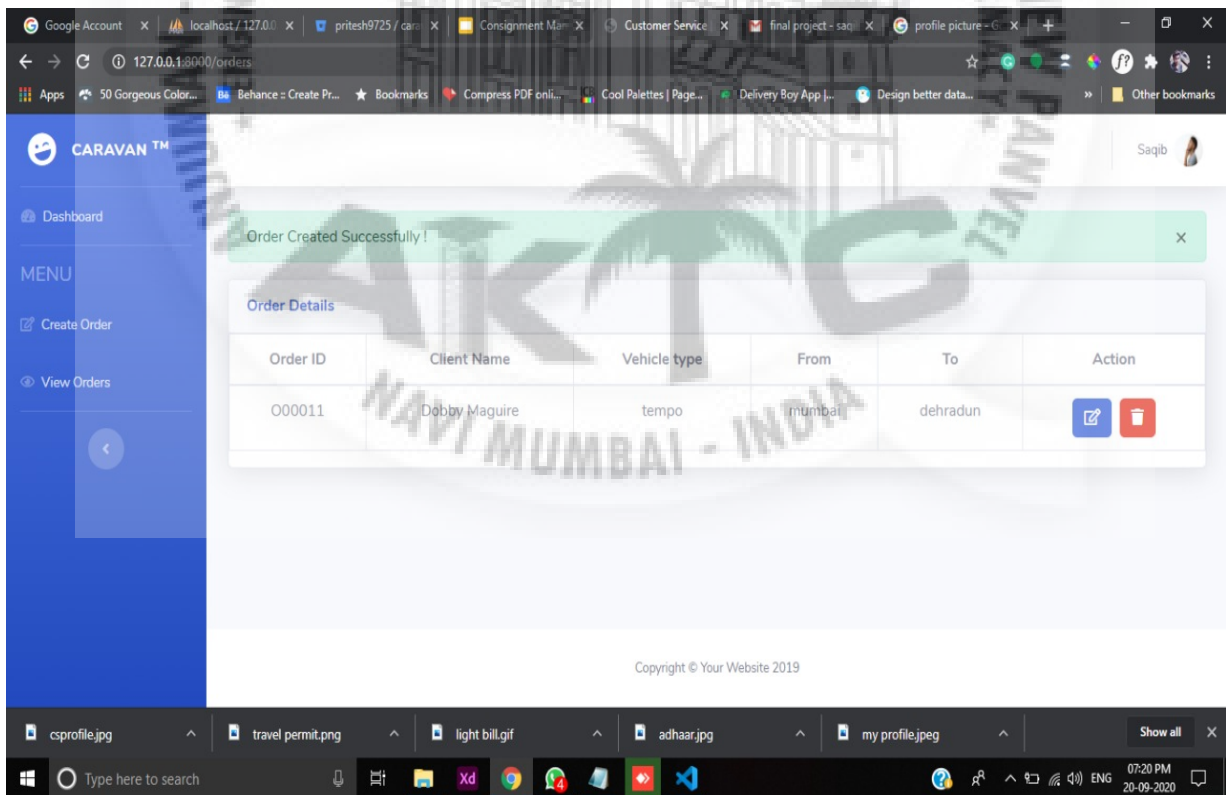
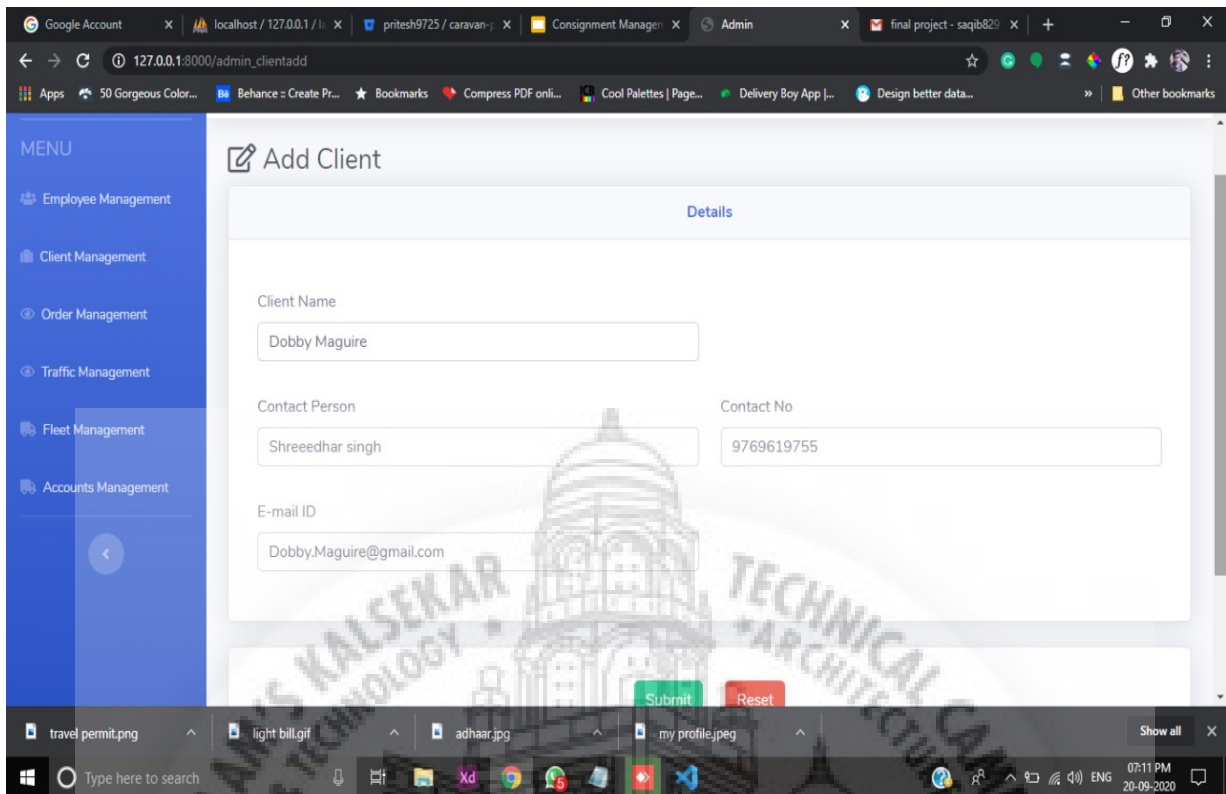
1. Availability: The Services provided by the FMS should be available at all times. The server should not crash.
2. Correctness : The data provided by the Account Department should be optimal.
3. Maintainability : The web-panel should be able to repair the damage done by employees if in-case they malfunction.

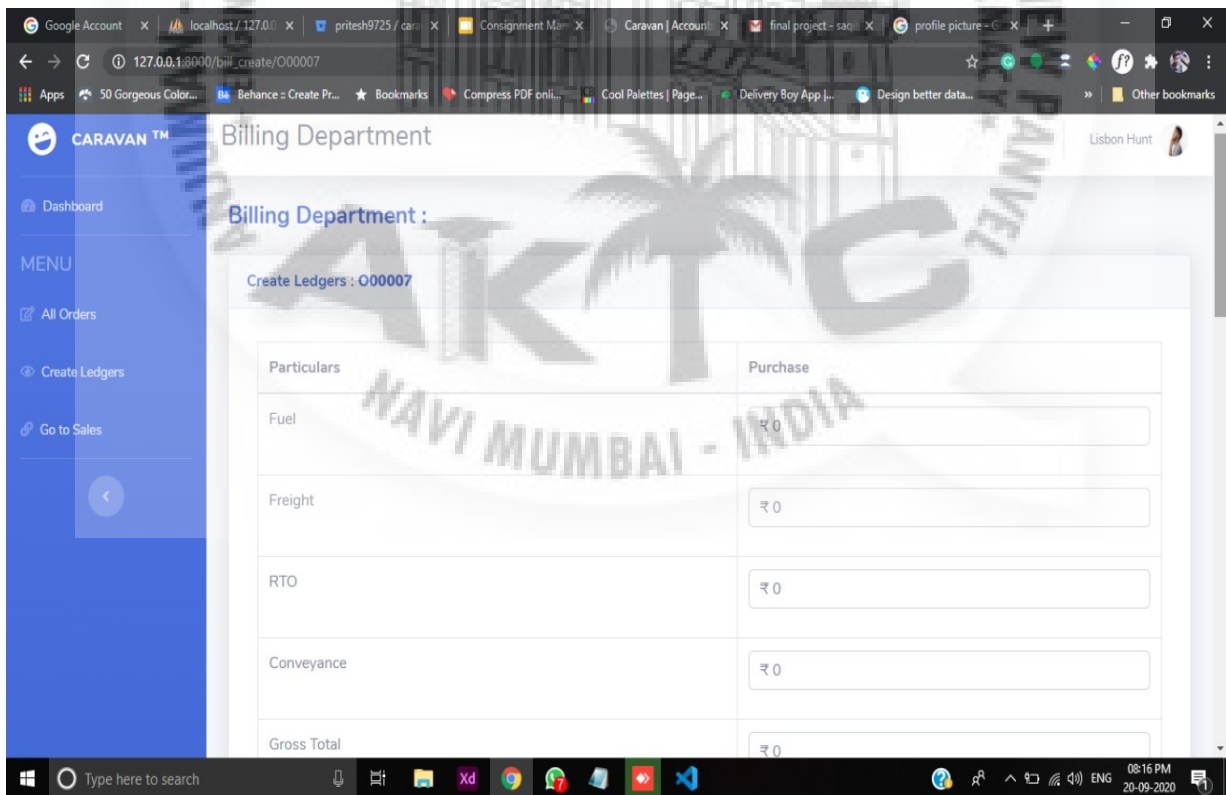
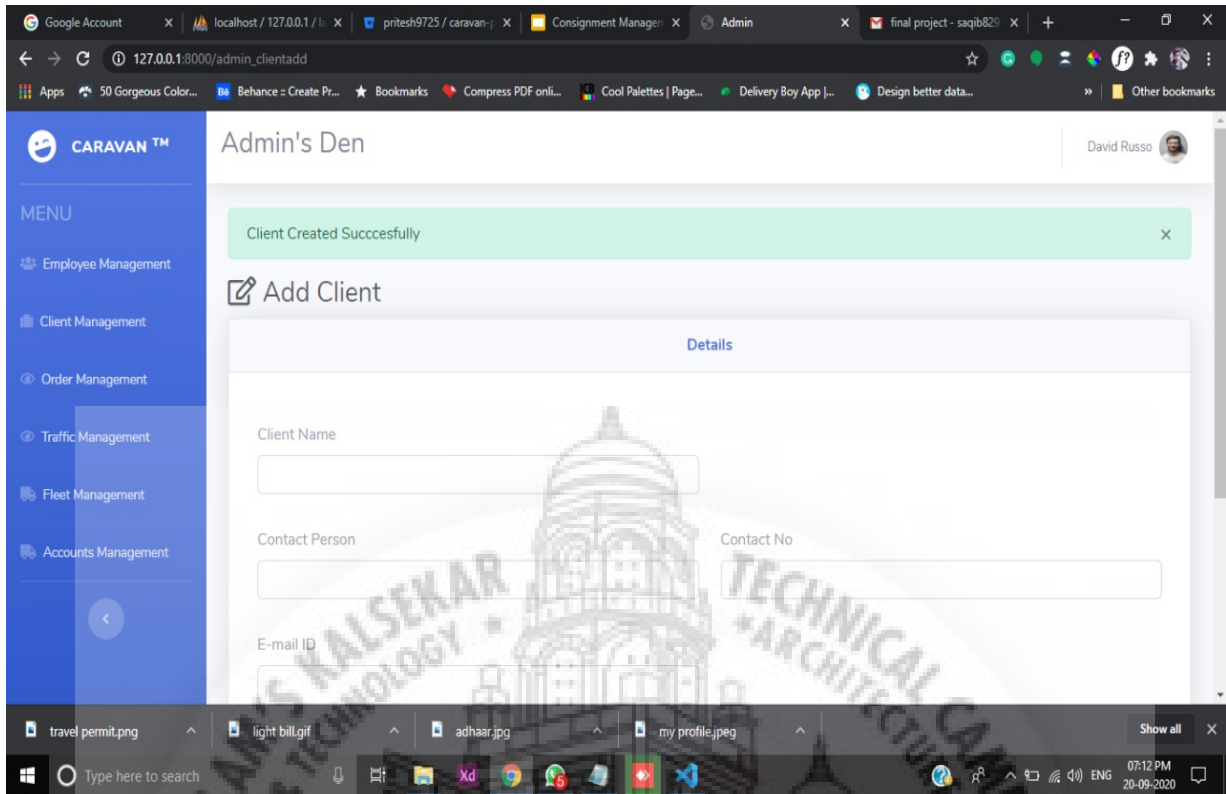
## Chapter 8

### Screenshots of Project

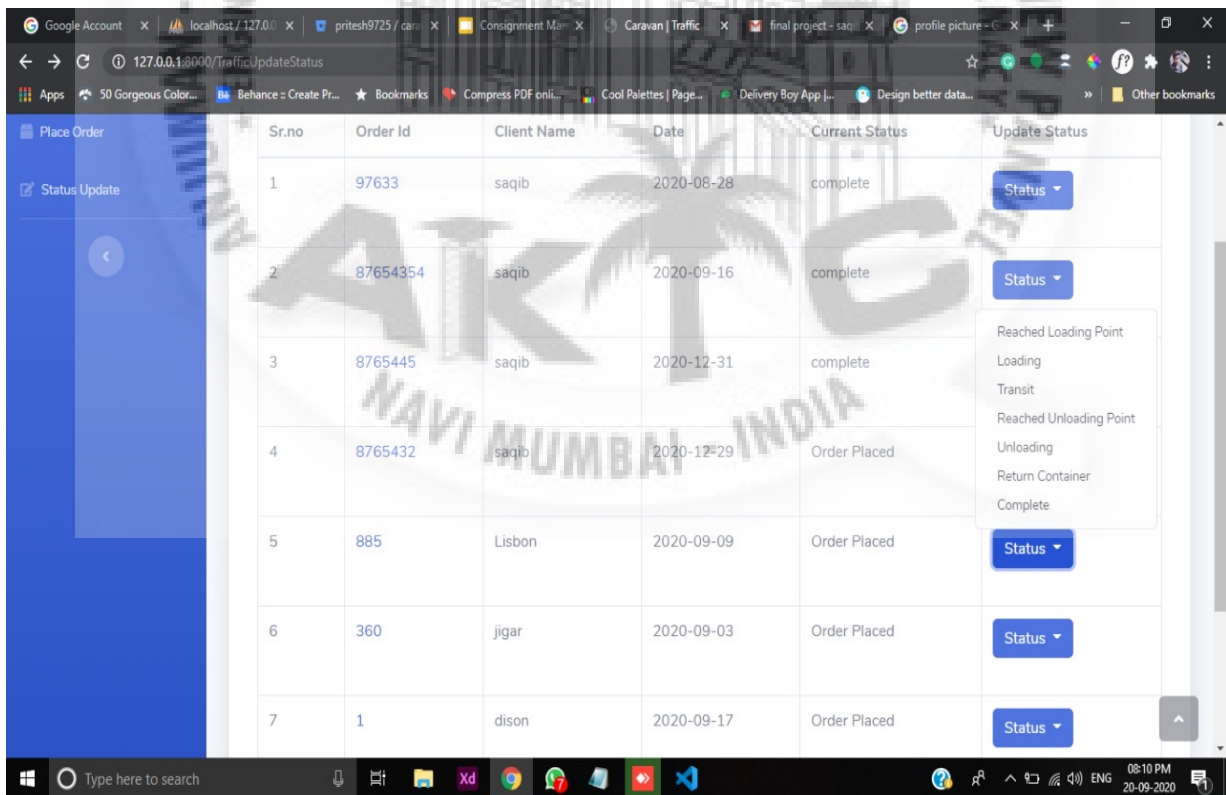
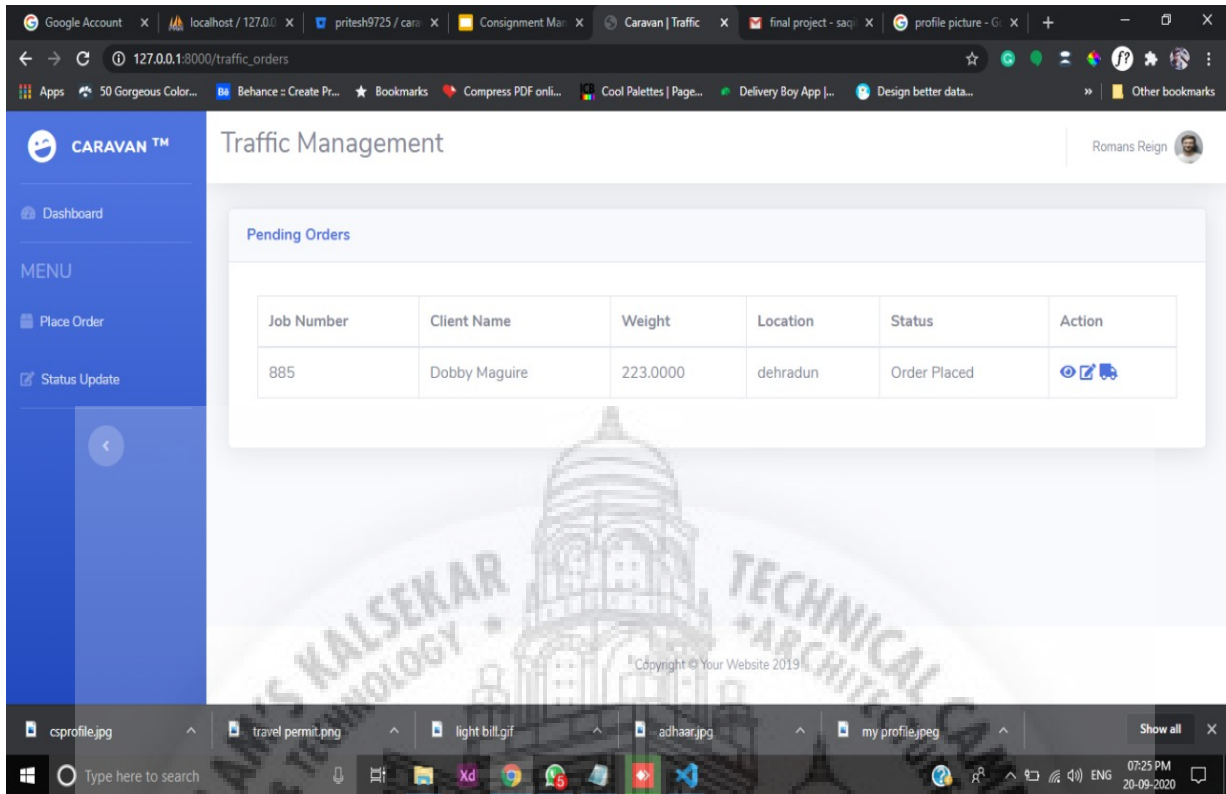










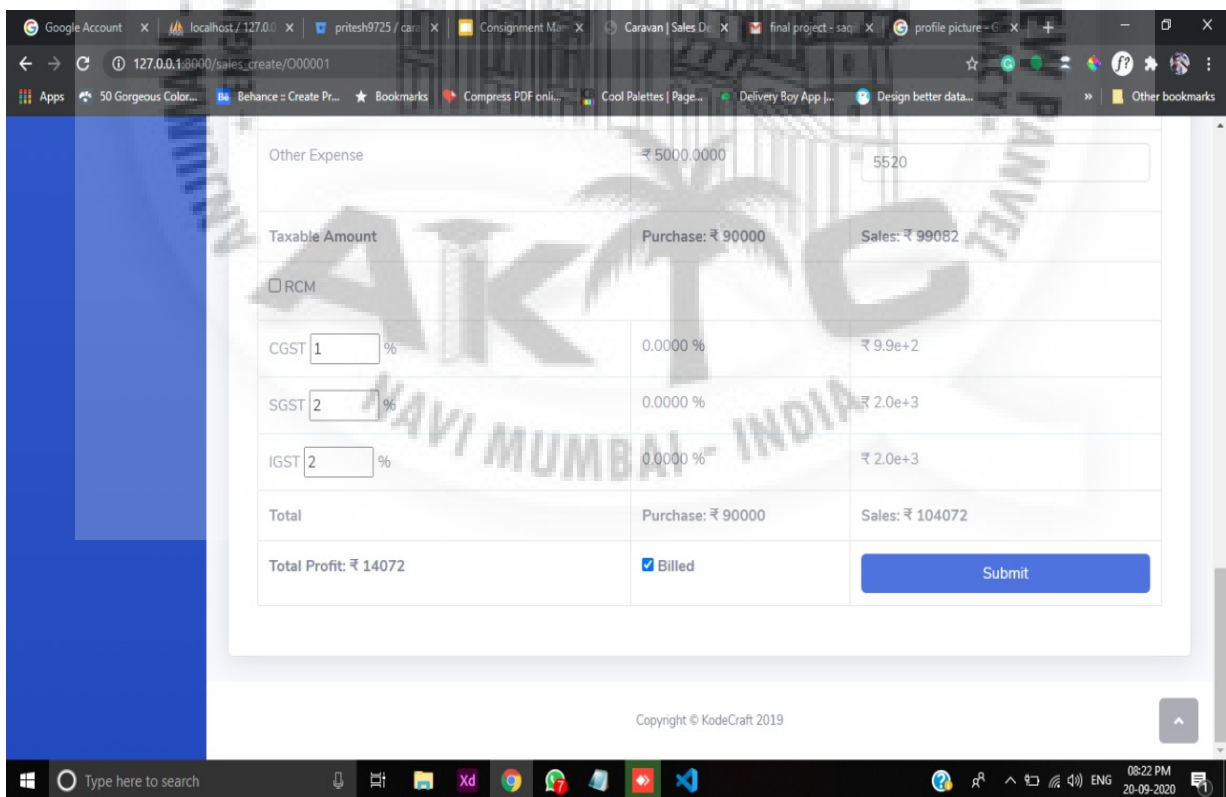
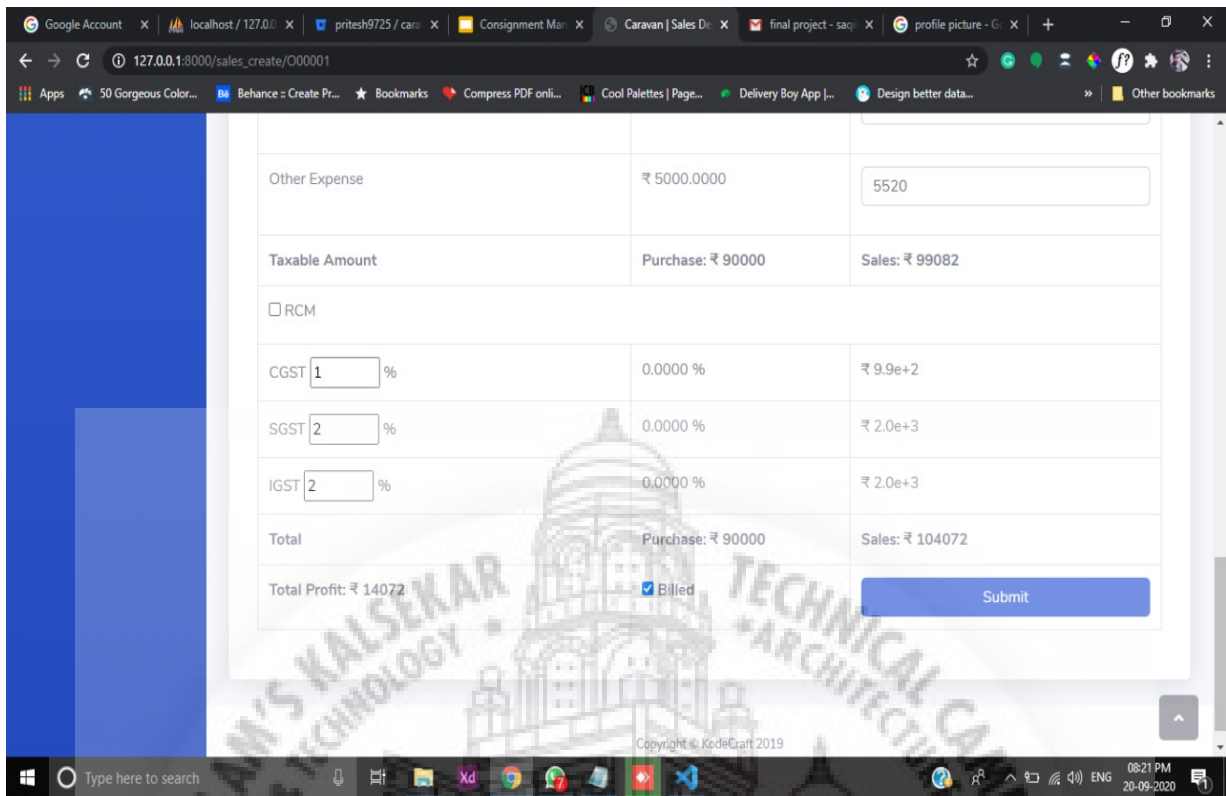


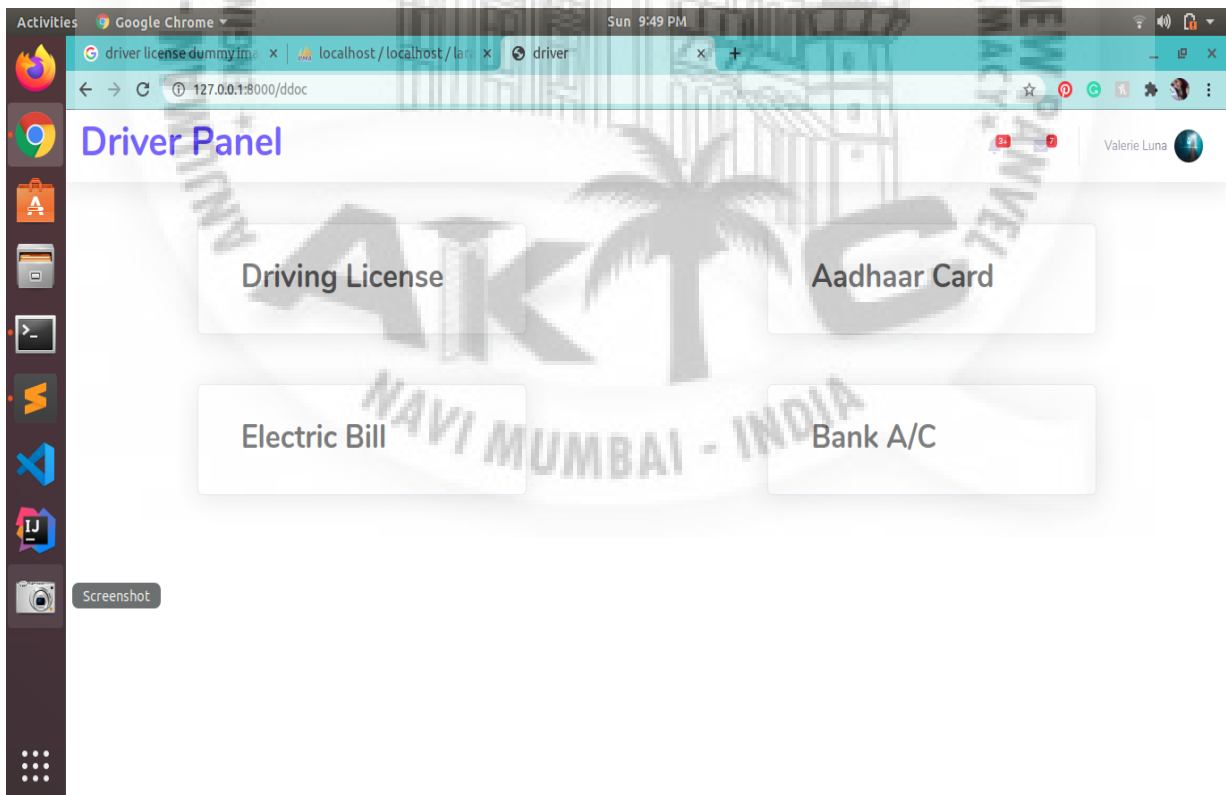
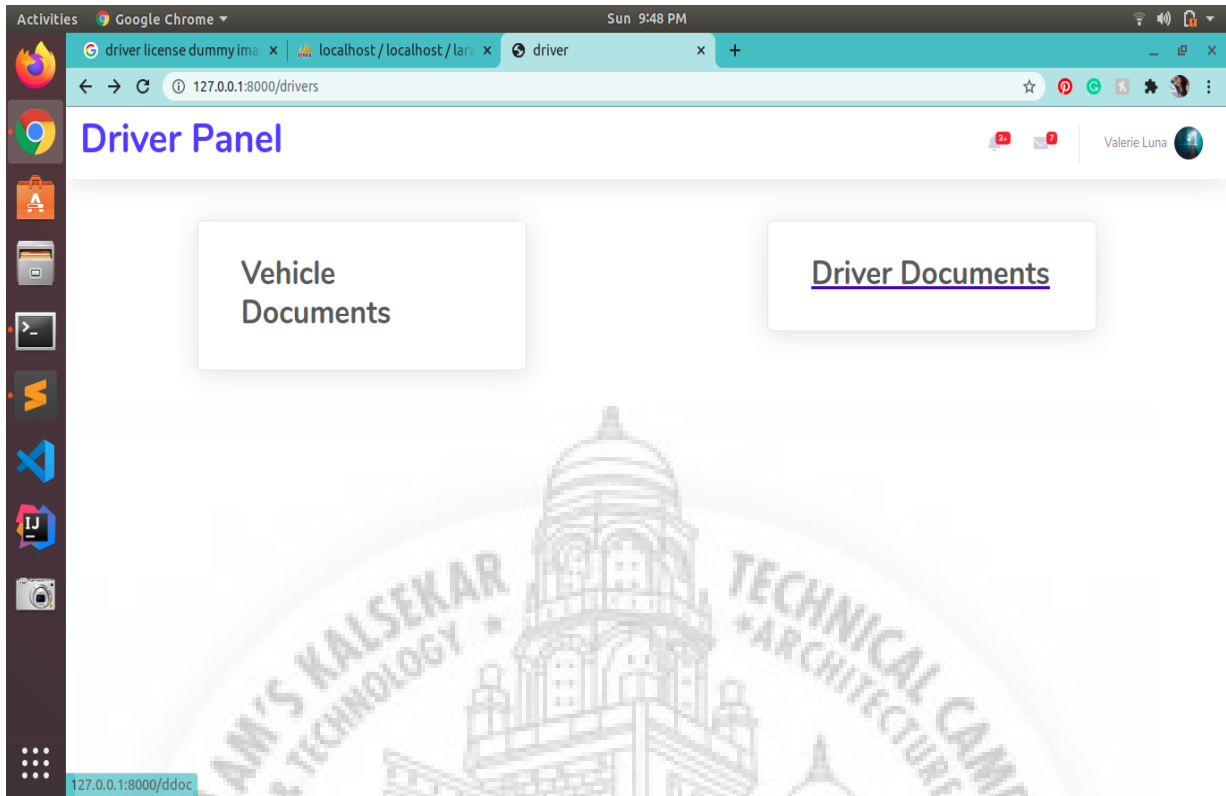
The screenshot shows the 'Traffic Management' section of the CARAVAN application. The user is logged in as 'Romans Reign'. The main content area displays 'Customer Order Details' with the following information:

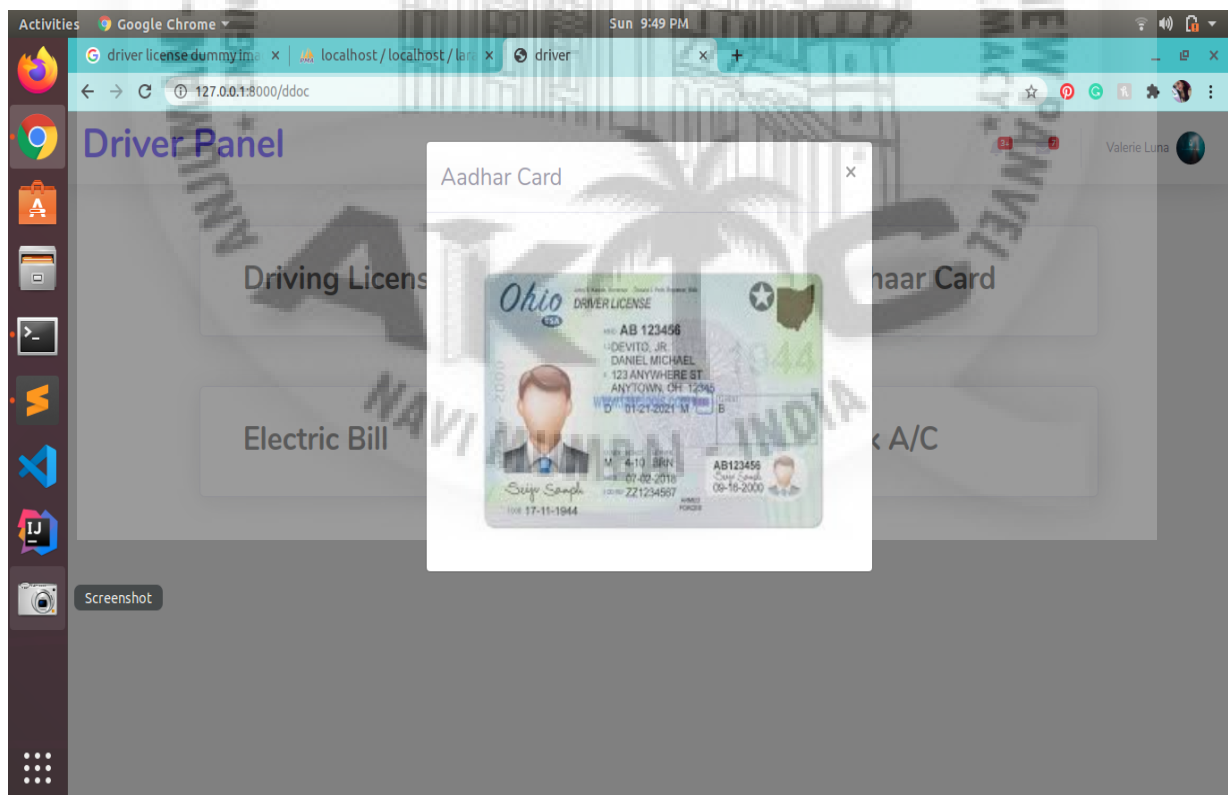
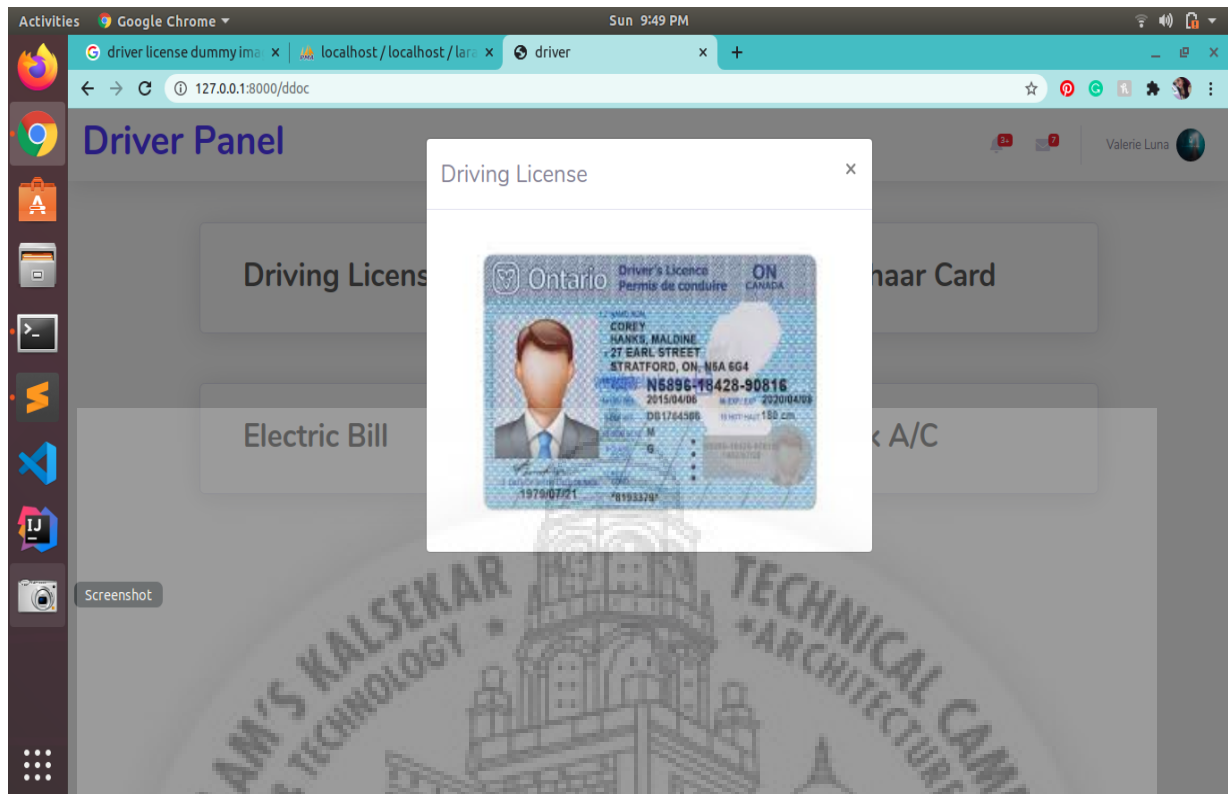
- Job Number: 1
- Number of Package: 45
- Weight: 45.0000
- CBM: 12
- CFS: dumbledore
- Client Name: dison
- Location: dehradun
- Container Number:
- Loading Point: liyana
- Caravan Employee: David Russo
- CH\_Employee: dison
- BOE: 1245
- Date Of BOE: 2020-09-17
- No. of Vehicles required: 78
- Type of vehicle: truck

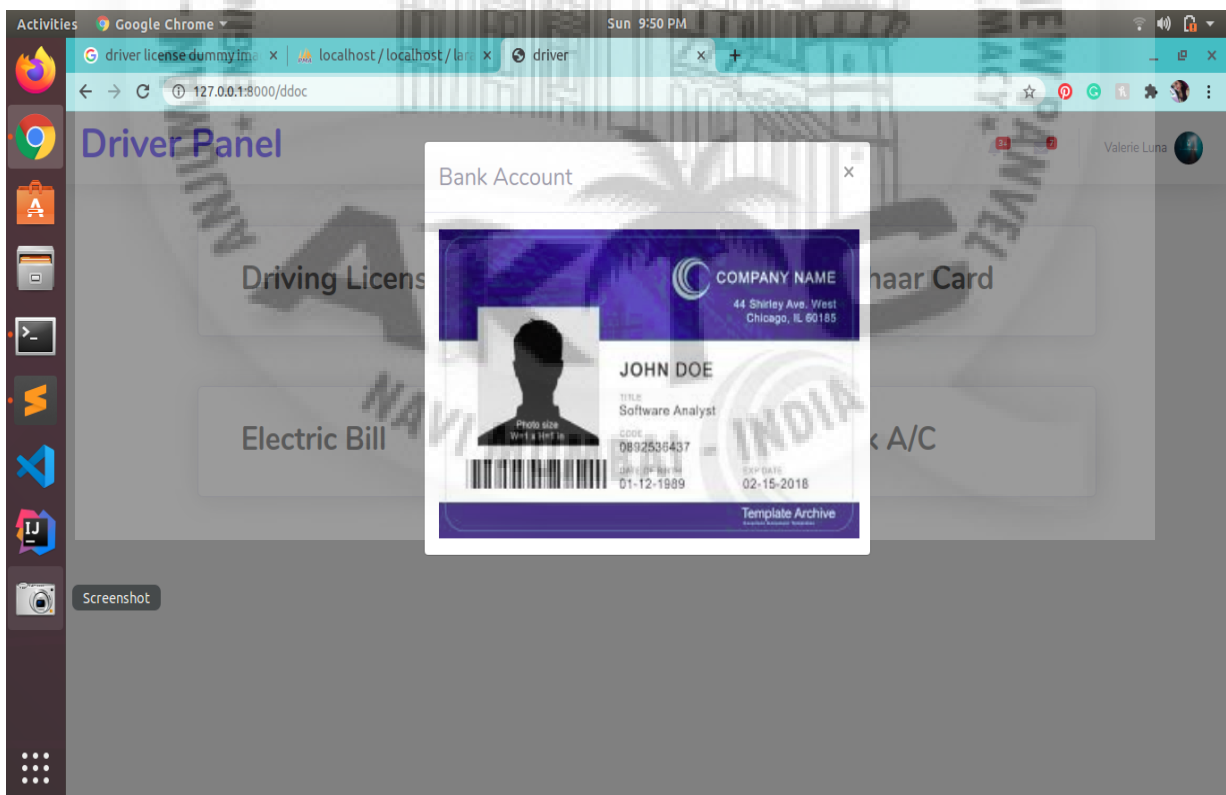
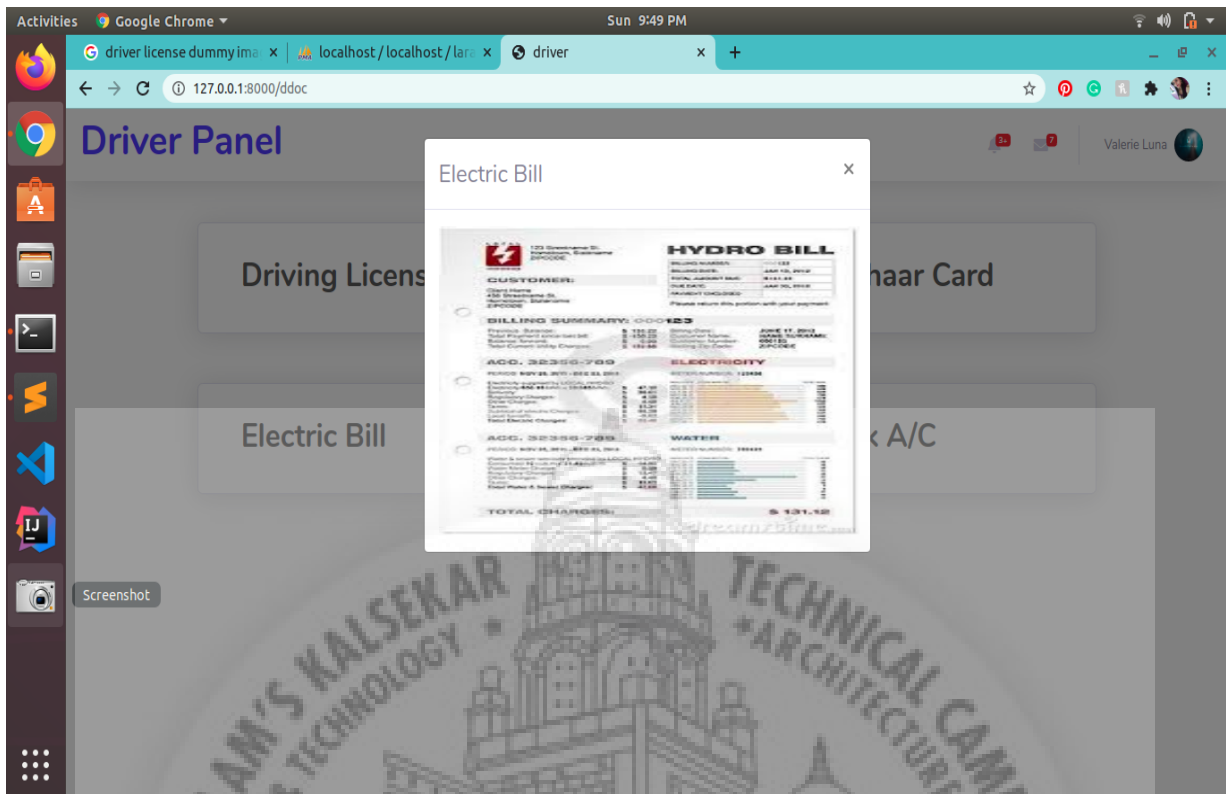
The screenshot shows the 'Sales Department' section of the CARAVAN application. The user is logged in as 'Lisbon Hunt'. The main content area displays 'Create Sales Ledger: 000001' with a table of ledger items:

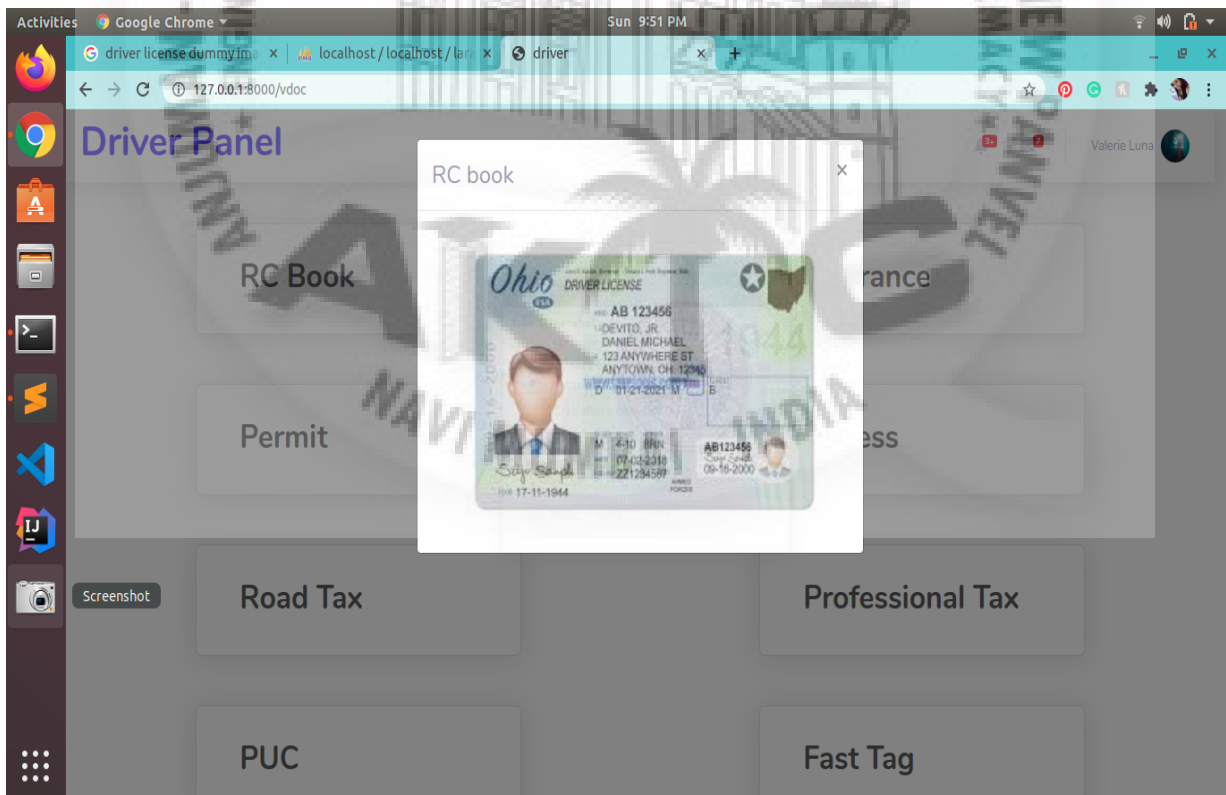
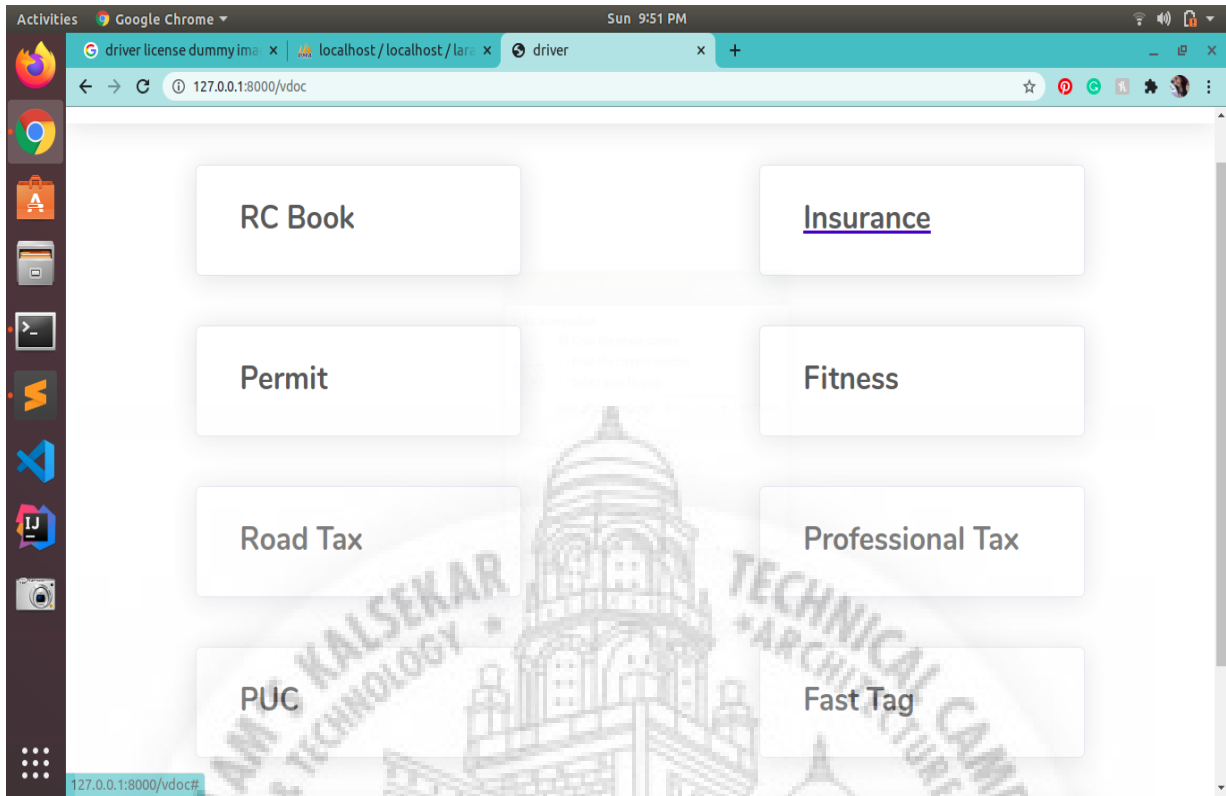
Particulars	Purchase Price	Sales Price
Fuel	₹ 5000.0000	452
Freight	₹ 5000.0000	645
RTO	₹ 5000.0000	390
Conveyance	₹ 5000.0000	420
Gross Total	₹ 5000.0000	238

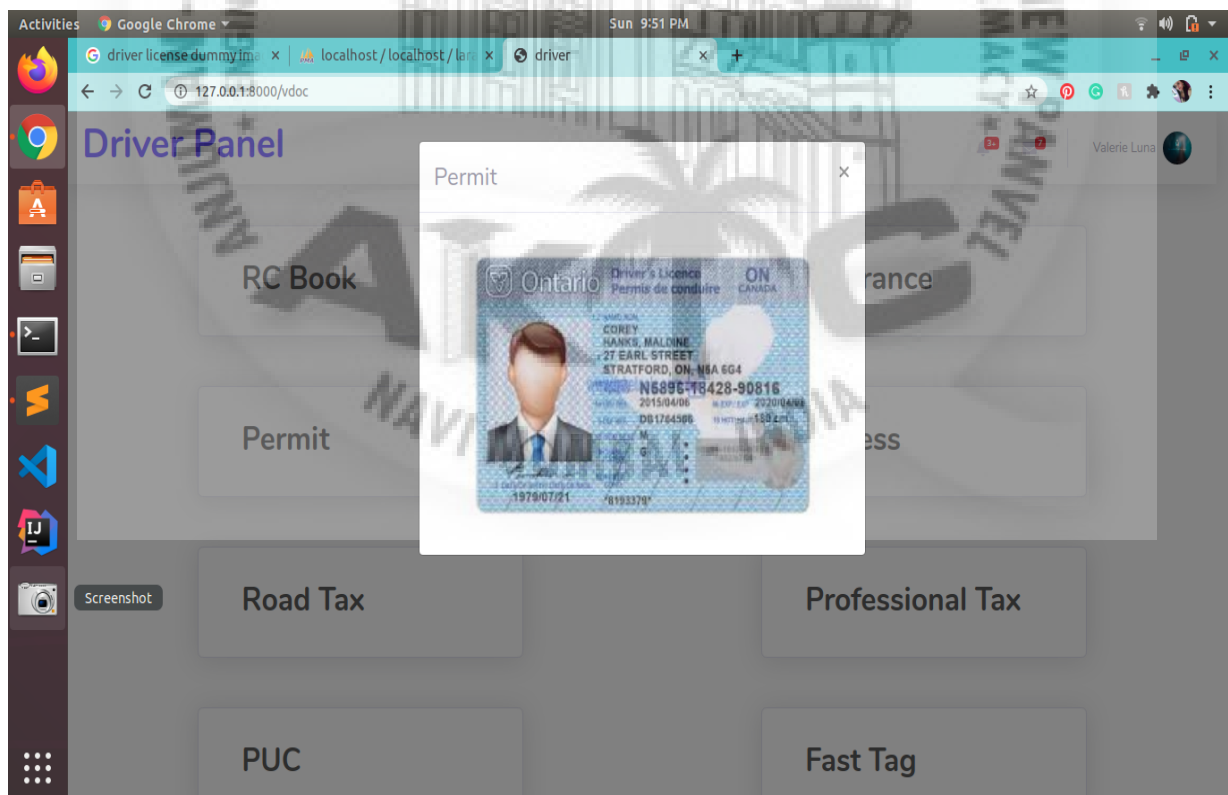
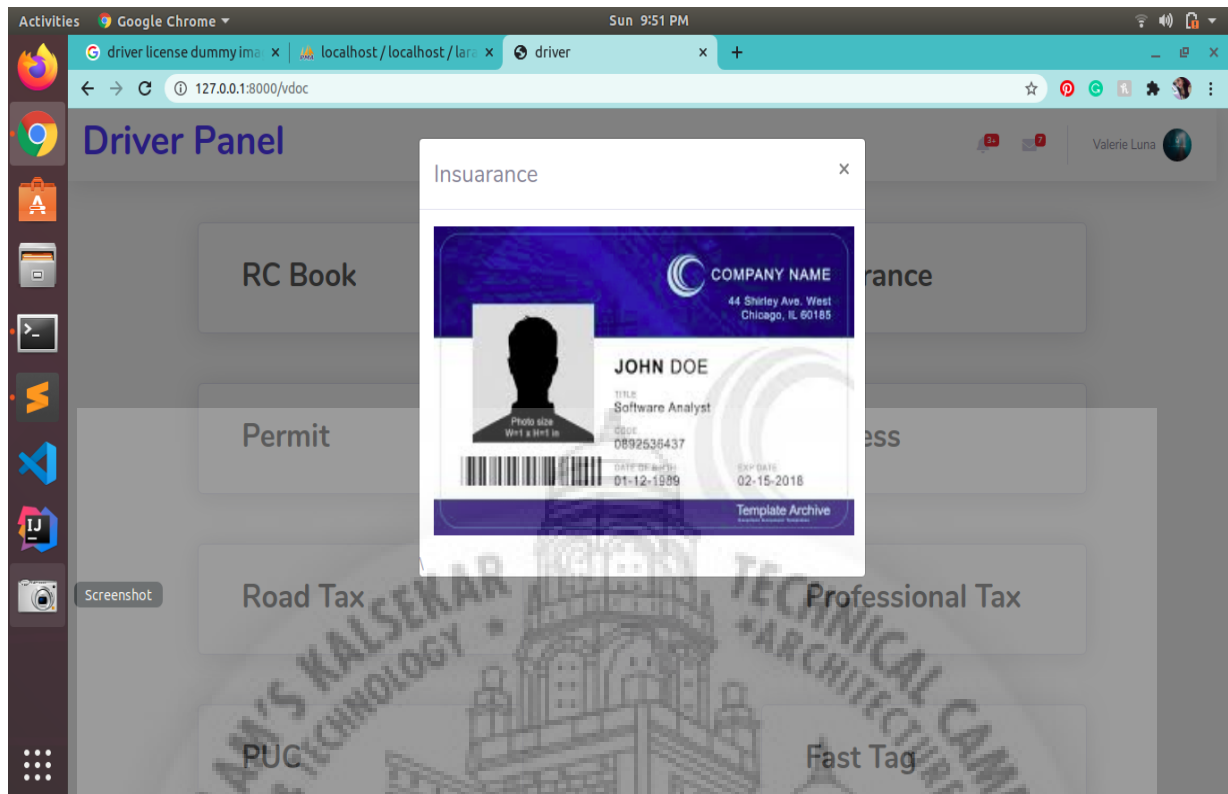




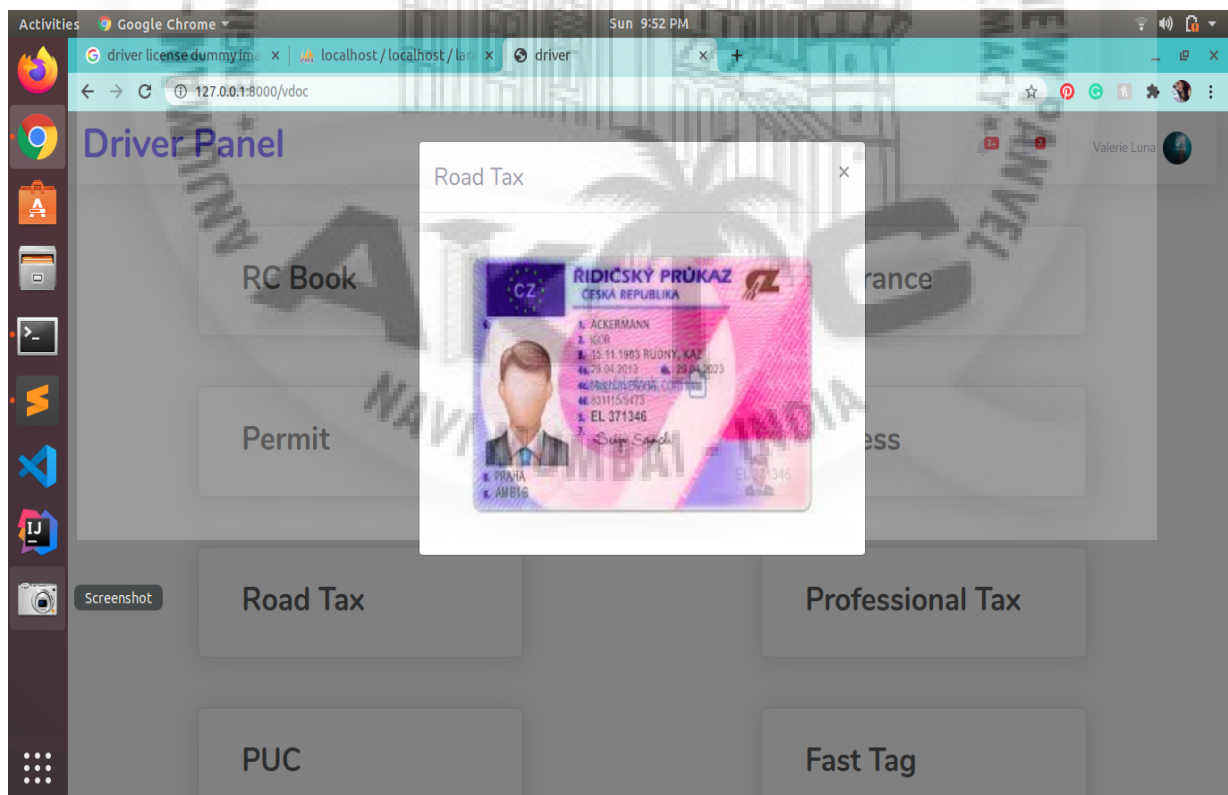
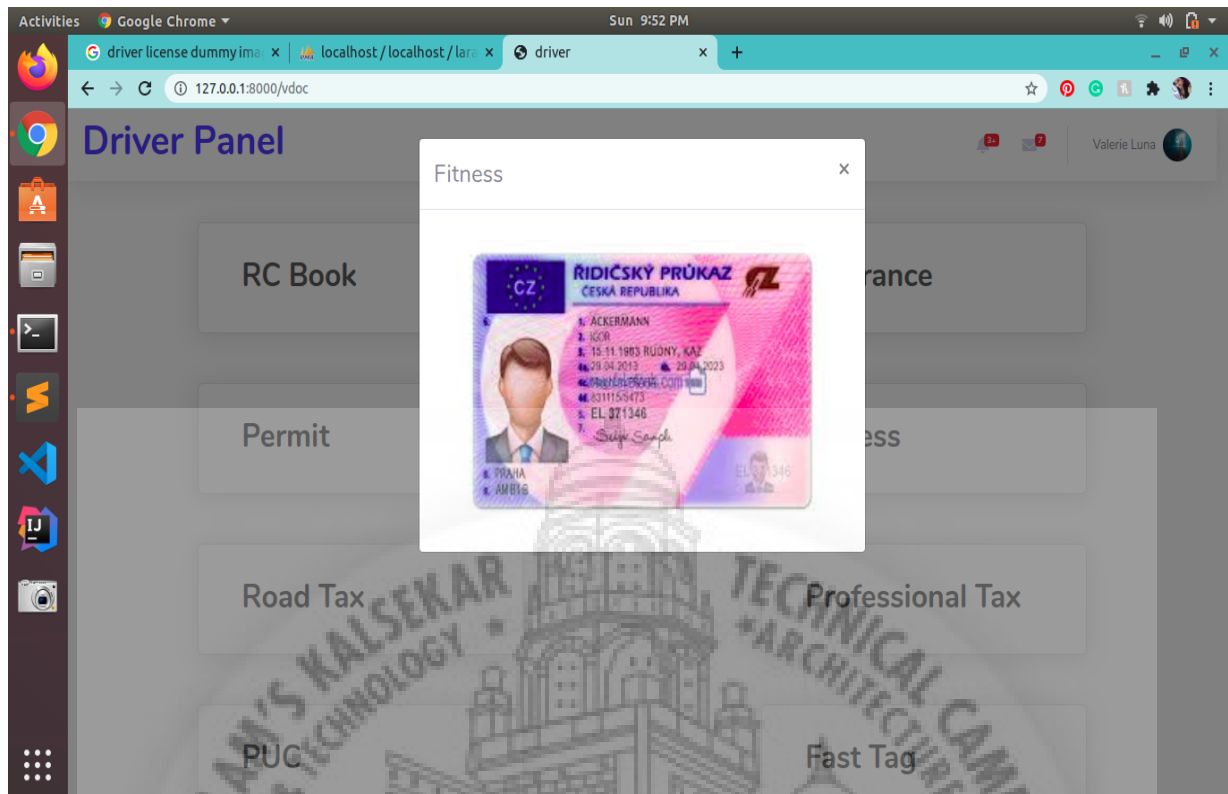


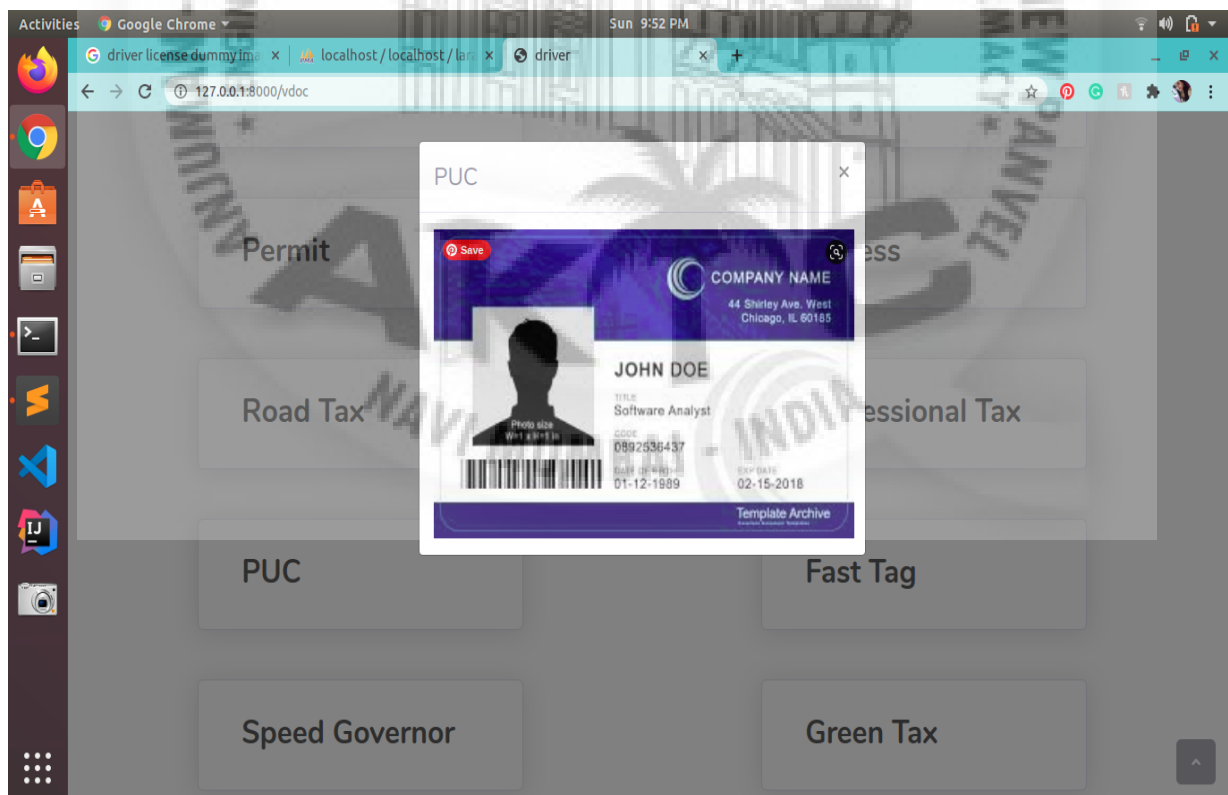
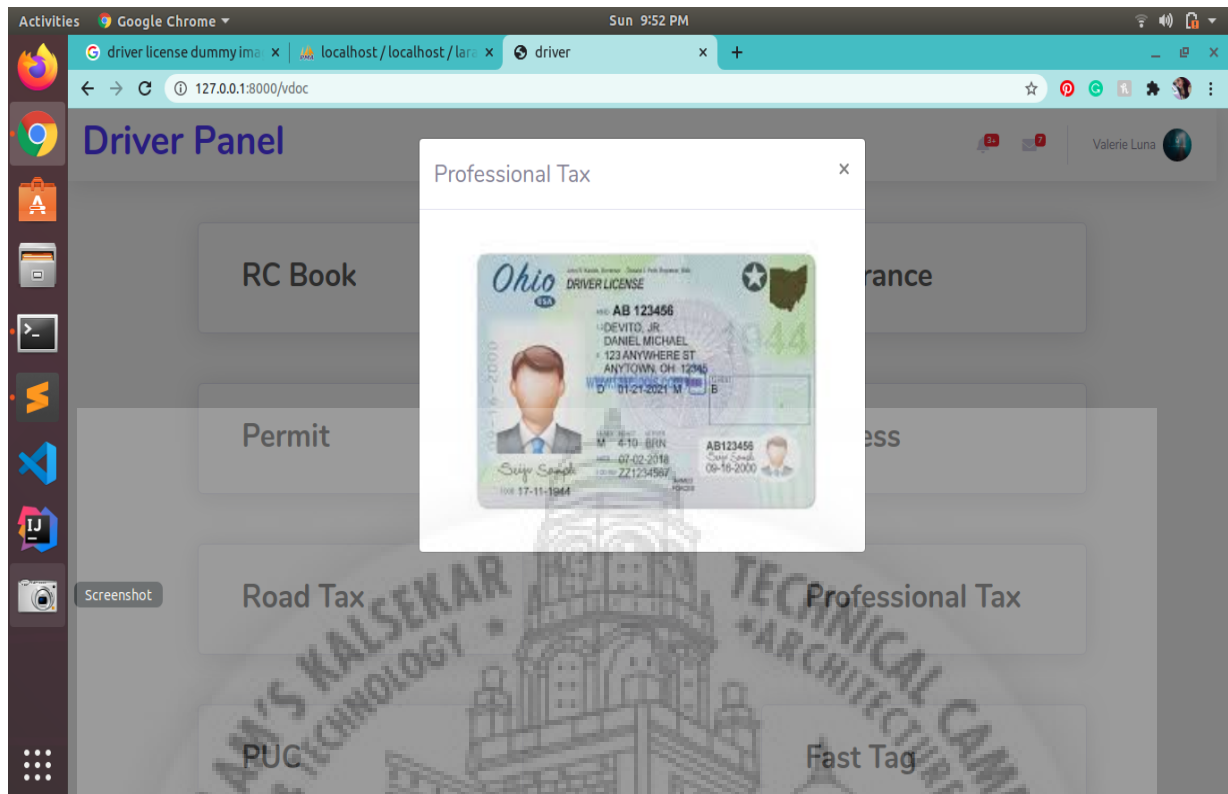




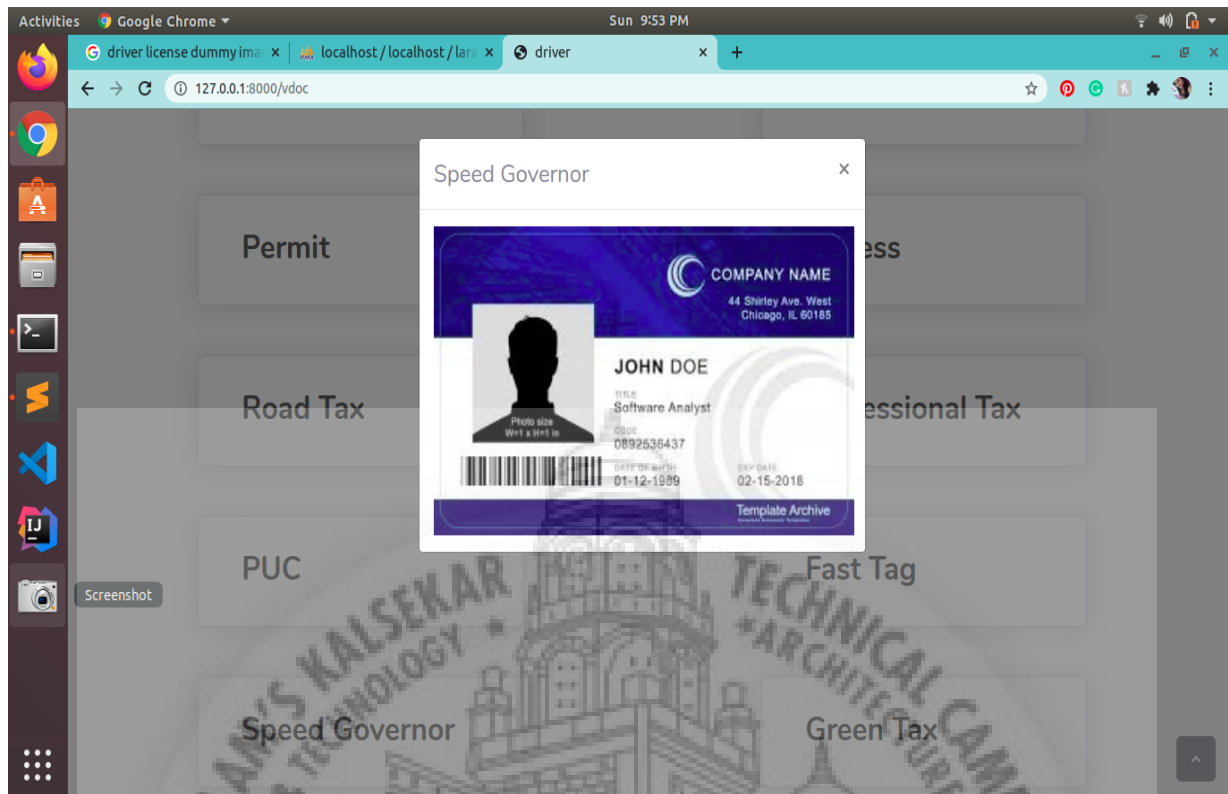












## Chapter 9

# Conclusion and Future Scope

### 9.1 Conclusion

FMS is providing a technological structure to the current system. It removes the anomalies in the processes like freight tracking, with the help of the system we know the location of the vehicles under transit. The freight calculation and ledger preparation of the early system suffers losses due to manual bill checking which is been eradicated with the help of the dynamic nature of the system. It was very difficult for the person in authority to monitor the system as the business is huge and has many aspects involved in it , with FMS as every detail is recorded in the system , the admin of the system is facilitated with graphical representation of the data to provide easy overview of the system.

### 9.2 Future Scope

The Future Scope of the FMS will eradicating the loopholes in the current conventional system hence minimising loses at a great extent, Live Tracking of the vehicle, to maintain the repository of all vehicles and their documentation, to provide easy monitoring of the system, to make the process of billing and accounting simple. For a kick start FMS aims to build the System for a typical conventional freight management business to ensure the automation of the process, then FMS will target several business with similar logistics to create a system which can handle all such systems.

## References

- [1] W. Li, Y. Feng and H. Lei, "Design on the Integrated Transportation Management System for Coal Company," 2016 International Symposium on Computer, Consumer and Control (IS3C), Xi'an, 2016, pp. 976-979
- [2] S. Mishra, V. Singh and D. Bhattacharya, "Framework for Freight Truck Return-Trip Assignment System," 2018 Eleventh International Conference on Contemporary Computing (IC3), Noida, 2018, pp. 1-3.

# Achievements

## 1. Conferences

- (a) *Freight Management System*; Momin Saqib Ramzan Yasmeen, Shahapuri Afsha Nafees Samina, Kaladiya Ilaf Sameer Mehrunisha; 5TH International Conference On Engineering Research Innovation EQUINOX - 2020 At Terna Engineering College on 19Th 20Th March-2020.





### 5<sup>TH</sup> INTERNATIONAL CONFERENCE ON ENGINEERING RESEARCH & INNOVATION

EQUINOX - 2020

TERNA ENGINEERING COLLEGE, NERUL, NAVI MUMBAI

#### CERTIFICATE OF PARTICIPATION

Dr./Prof./Mr./Ms. **Afsha Nafees Shahapuri** has presented a technical paper titled *Freight Management System* in online mode during the 5<sup>TH</sup> International Conference on Engineering Research & Innovations, Equinox - 2020 organized from 19<sup>TH</sup> to 20<sup>TH</sup> March, 2020 at Terna Engineering College, Nerul, Navi Mumbai.

Dr. Shaveta Malik  
Co-Chair

Dr. Rajesh Jaware  
Co-Chair

Dr. Vrajesh Maheta  
Co-Chair

Dr. Rajiv Gupta  
Conference Coordinator

Dr. L. K. Ragha  
Conference Chair



### 5<sup>TH</sup> INTERNATIONAL CONFERENCE ON ENGINEERING RESEARCH & INNOVATION

EQUINOX - 2020

TERNA ENGINEERING COLLEGE, NERUL, NAVI MUMBAI

#### CERTIFICATE OF PARTICIPATION

Dr./Prof./Mr./Ms. **Ilaf Kaladiya** has presented a technical paper titled *Freight Management System* in online mode during the 5<sup>TH</sup> International Conference on Engineering Research & Innovations, Equinox - 2020 organized from 19<sup>TH</sup> to 20<sup>TH</sup> March, 2020 at Terna Engineering College, Nerul, Navi Mumbai.

Dr. Shaveta Malik  
Co-Chair

Dr. Rajesh Jaware  
Co-Chair

Dr. Vrajesh Maheta  
Co-Chair

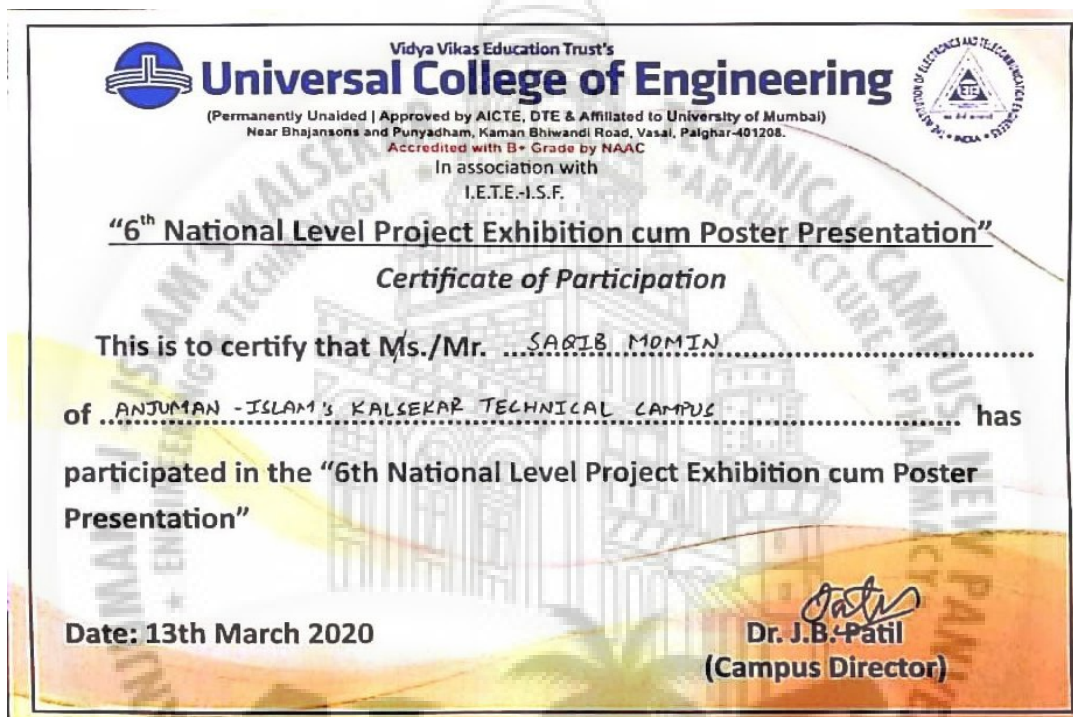
Dr. Rajiv Gupta  
Conference Coordinator

Dr. L. K. Ragha  
Conference Chair



## 2. Project Competitions

- (a) *Freight Management System*; Momin Saqib Ramzan Yasmeeen, Shahapuri Afsha Nafees Samina, Kaladiya Ilaf Sameer Mehrunisha; 6Th National Level Project Exhibition cum Poster Presentation At Universal College of Engineering on 13Th March-2020.





Scanned with CamScanner